

Department of Corrections

AGENCY OVERVIEW

Agency Description

The Department of Corrections was created under the provisions of Article 25A, Section 5(c) of the State Code, which grants chartered counties the authority to establish, maintain, regulate and control houses of correction or detention, and to regulate all persons confined therein. The Director of Corrections, who is appointed by the County Executive, is responsible for the safekeeping, care and feeding of all inmates in their custody, as well as maintaining a continuous liaison with County and State criminal justice agencies.

Facilities

The Prince George's County Detention Center is located in Upper Marlboro. It reflects state-of-the-art architectural design and space utilization. The physical plant allows the correctional officer to remain inside the housing area, which gives the officers greater interaction and control over the inmates they supervise.

Needs Assessment

The Prince George's County Detention Center is operating at capacity and an expansion of the facility is required.

FY 2022 Funding Sources

- General Obligation Bonds – 100.0%

FY 2022-2027 Program Highlights

- In FY 2022, the Detention Center Housing Renovations project will continue the renovations on Housing Units 5 and 6.
- FY 2022 funding for the Detention Center Improvements 2 project provides renovations and improvements to various areas in the Detention Center. This will include repairs and upgrades for mechanical, electrical and plumbing systems as well as inoperable and obsolete major equipment.
- Construction for the Medical Unit Renovation and Expansion project is scheduled to be completed in FY 2022.

New Projects

None

Deleted Projects

None

Revised Projects

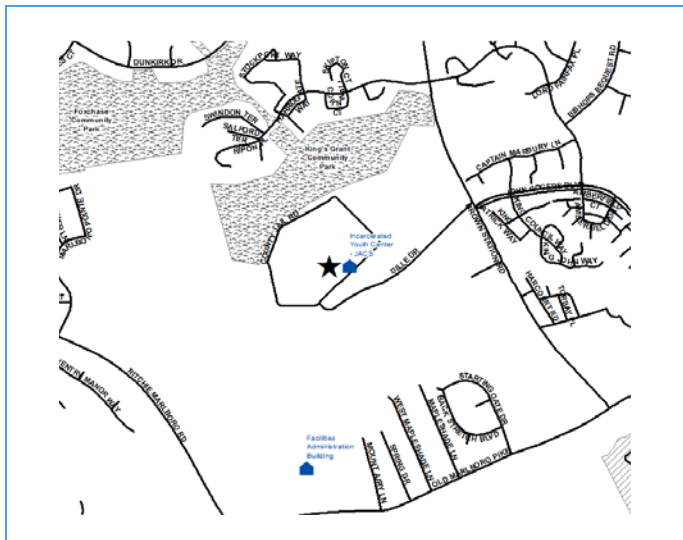
Project Name	Alternate Funding Source Required	Revisions			
		Total Project Cost Increase	Total Project Cost Decrease	Project Schedule Delayed	Project Schedule Accelerated
Central Control/Administrative Expansion		X			
Detention Center Housing Renovation		X			
Detention Center Housing Improvements 2		X			
Medical Unit Renovation and Expansion		X		X	

Program Summary

Category/Description	Total Project Cost	Life to Date Actual	FY 2021 Estimate	Total 6 Years	Budget Year FY 2022	FY 2023	FY 2024	FY 2025	FY 2026	FY 2027	Beyond 6 Years
EXPENDITURE											
PLANS	\$5,417	\$1,291	\$141	\$3,213	\$1,063	\$762	\$362	\$342	\$342	\$342	\$772
LAND	—	—	—	—	—	—	—	—	—	—	—
CONSTR	75,489	11,525	7,280	42,555	12,809	9,191	7,070	7,345	3,945	2,195	14,129
EQUIP	3,744	1,076	220	1,902	250	452	350	300	300	250	546
OTHER	14,215	3,050	8,187	2,380	1,482	192	202	152	152	200	598
TOTAL	\$98,865	\$16,942	\$15,828	\$50,050	\$15,604	\$10,597	\$7,984	\$8,139	\$4,739	\$2,987	\$16,045
FUNDING											
GO BONDS	\$85,869	\$27,930	\$1,288	\$40,606	\$6,623	\$10,134	\$7,984	\$8,139	\$4,739	\$2,987	\$16,045
STATE	5,936	—	5,936	—	—	—	—	—	—	—	—
OTHER	7,060	7,060	—	—	—	—	—	—	—	—	—
TOTAL	\$98,865	\$34,990	\$7,224	\$40,606	\$6,623	\$10,134	\$7,984	\$8,139	\$4,739	\$2,987	\$16,045
OPERATING IMPACT											
PERSONNEL				\$—	\$—	\$—	\$—	\$—	\$—	\$—	
OPERATING				—	—	—	—	—	—	—	
DEBT				—	—	—	—	—	—	—	
OTHER				—	—	—	—	—	—	—	
TOTAL				\$—	\$—	\$—	\$—	\$—	\$—	\$—	

Project Listing

CIP ID#	Project Name	Address	Planning Area	Council District	Project Class	Total Project Cost (000)	Completion Date
4.56.0006	Central Control/ Administrative Expansion	13400 Dille Drive, Upper Marlboro	Upper Marlboro & Vicinity	Six	Addition	\$2,762	FY 2024
4.56.0007	Community Corrections Complex	4605 Brown Station Road, Upper Malboro	Upper Marlboro & Vicinity	Six	New Construction	3,650	FY 2024
4.56.0001	Detention Center Housing Renovations	13400 Dille Drive, Upper Marlboro	Upper Marlboro & Vicinity	Six	Rehabilitation	60,621	Ongoing
4.56.0002	Detention Center Improvements 2	13400 Dille Drive, Upper Marlboro	Upper Marlboro & Vicinity	Six	Rehabilitation	12,839	Ongoing
4.56.0005	Medical Unit Renovation and Expansion	13400 Dille Drive, Upper Marlboro	Upper Marlboro & Vicinity	Six	Addition	18,993	FY 2023
Program Total						\$98,865	
NUMBER OF PROJECTS = 5							



Description: This project will expand the Administrative Building by 8,000 square feet to allow more space for central control operations, storage, and office space.

Justification: The central control operations has become hazardous with the wiring/outlets needed for the computer monitors and software database. The doors of the current location serve as both entrance and exit which creates a possibly dangerous situation in an emergency and/or natural disaster event. There are several sections that have insufficient office space. Additional space is also needed for storage for inmate finance, contractual, grant and volunteer personnel services.

Highlights: The start of this project is scheduled for FY 2022.

Enabling Legislation: CB-32-2018

Location		Status	
Address	13400 Dille Drive, Upper Marlboro	Project Status	Design Not Begun
Council District	Six	Class	Addition
Planning Area	Upper Marlboro & Vicinity	Land Status	Publicly Owned Land

PROJECT MILESTONES

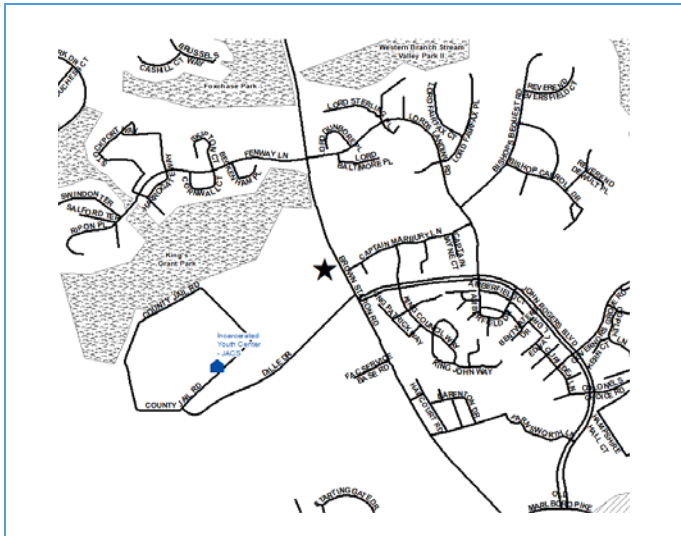
	Estimate	Actual
1 st Year in Capital Program		FY 2015
1 st Year in Capital Budget		FY 2018
Completed Design	FY 2024	
Began Construction	FY 2023	
Project Completion	FY 2024	

CUMULATIVE APPROPRIATION (000'S)

Life to Date	FY 2021 Estimate	FY 2022	Total
\$0	\$0	\$252	\$252

Project Summary

Category/Description	Total Project Cost	Life to Date Actual	FY 2021 Estimate	Total 6 Years	Budget Year FY 2022	FY 2023	FY 2024	FY 2025	FY 2026	FY 2027	Beyond 6 Years
EXPENDITURE											
PLANS	\$266	\$—	\$—	\$266	\$222	\$22	\$22	\$—	\$—	\$—	\$—
LAND	—	—	—	—	—	—	—	—	—	—	—
CONSTR	2,286	—	—	2,286	—	1,936	350	—	—	—	—
EQUIP	100	—	—	100	—	50	50	—	—	—	—
OTHER	110	—	—	110	30	30	50	—	—	—	—
TOTAL	\$2,762	\$—	\$—	\$2,762	\$252	\$2,038	\$472	\$—	\$—	\$—	\$—
FUNDING											
GO BONDS	\$2,762	\$—	\$—	\$2,762	\$252	\$2,038	\$472	\$—	\$—	\$—	\$—
TOTAL	\$2,762	\$—	\$—	\$2,762	\$252	\$2,038	\$472	\$—	\$—	\$—	\$—
OPERATING IMPACT											
PERSONNEL				\$—	\$—	\$—	\$—	\$—	\$—	\$—	\$—
OPERATING				—	—	—	—	—	—	—	—
DEBT				—	—	—	—	—	—	—	—
OTHER				—	—	—	—	—	—	—	—
TOTAL				\$—	\$—	\$—	\$—	\$—	\$—	\$—	\$—



Description: The Community Corrections Complex is an expansion to house all the alternative-to-incarceration programs. The alternative-to-incarceration programs consist of the Home Detention, Pretrial Release Case Management, Drug Laboratory and the Community Service Program.

Justification: The Department's training facility that houses the alternative-to-incarceration programs will be replaced by the Public Safety Complex. The Department will implode the 40 year old residential home known as the Butler Building and construct the expansion of the Community Release Center (formally known as the Work Release Facility) with the Community Corrections Complex. The Community Release Center provides housing for adult male and female offenders as an alternative-to-incarceration.

Highlights: The Community Corrections Complex project will begin in FY 2023.

Enabling Legislation: CB-45-2020

Location		Status	
Address	4605 Brown Station Road, Upper Marlboro	Project Status	Design Not Begun
Council District	Six	Class	New Construction
Planning Area	Upper Marlboro & Vicinity	Land Status	Publicly Owned Land

PROJECT MILESTONES

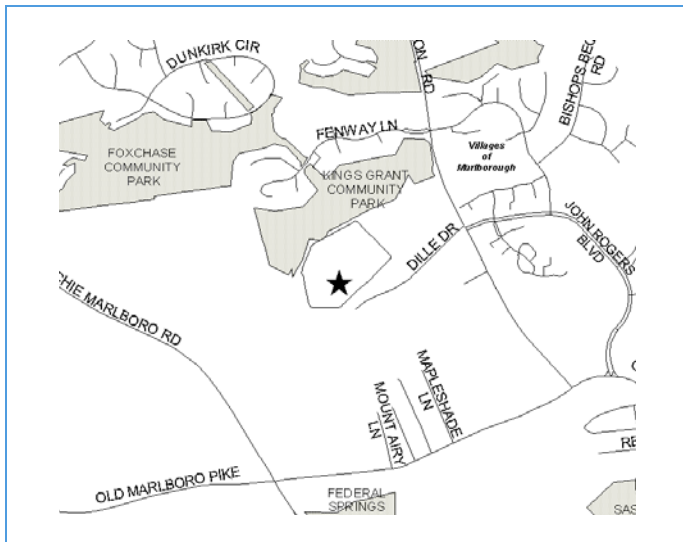
	Estimate	Actual
1 st Year in Capital Program		FY 2021
1 st Year in Capital Budget		FY XXXX
Completed Design	FY 2023	
Began Construction	FY 2024	
Project Completion	FY 2024	

CUMULATIVE APPROPRIATION (000'S)

Life to Date	FY 2021 Estimate	FY 2022	Total
\$0	\$0	\$0	\$0

Project Summary

Category/Description	Total Project Cost	Life to Date Actual	FY 2021 Estimate	Total 6 Years	Budget Year FY 2022	FY 2023	FY 2024	FY 2025	FY 2026	FY 2027	Beyond 6 Years
EXPENDITURE											
PLANS	\$375	\$—	\$—	\$375	\$—	\$375	\$—	\$—	\$—	\$—	\$—
LAND	—	—	—	—	—	—	—	—	—	—	—
CONSTR	3,275	—	—	3,275	—	—	3,275	—	—	—	—
EQUIP	—	—	—	—	—	—	—	—	—	—	—
OTHER	—	—	—	—	—	—	—	—	—	—	—
TOTAL	\$3,650	\$—	\$—	\$3,650	\$—	\$375	\$3,275	\$—	\$—	\$—	\$—
FUNDING											
GO BONDS	\$3,650	\$—	\$—	\$3,650	\$—	\$375	\$3,275	\$—	\$—	\$—	\$—
TOTAL	\$3,650	\$—	\$—	\$3,650	\$—	\$375	\$3,275	\$—	\$—	\$—	\$—
OPERATING IMPACT											
PERSONNEL				\$—	\$—	\$—	\$—	\$—	\$—	\$—	
OPERATING				—	—	—	—	—	—	—	
DEBT				—	—	—	—	—	—	—	
OTHER				—	—	—	—	—	—	—	
TOTAL				\$—	\$—	\$—	\$—	\$—	\$—	\$—	



Description: The Detention Center Housing Renovations project will upgrade the original 14 housing units in the County Detention Center.

Justification: The Detention Center opened in 1987. The cells in the housing units were designed for single occupancy. A surge in the inmate population required a conversion to double cells. The extra wear and tear on the facility created in part by the additional inmate population and the absence of any major improvements to date creates the need for this project.

Highlights: FY 2022 funding supports Phase II renovations to housing units 5 and 6. Each unit will be gutted to its shell and upgraded. Repairs will continue for the sprinkler system, flooring, light fixtures and plumbing. The costs are based on current industry standards and yearly inflation in the construction business. Upgrade existing porcelain toilets will be replaced with stainless steel fixtures.

Enabling Legislation: CB-45-2020

Location		Status	
Address	13400 Dille Drive, Upper Marlboro	Project Status	Under Construction
Council District	Six	Class	Rehabilitation
Planning Area	Upper Marlboro & Vicinity	Land Status	Publicly Owned Land

PROJECT MILESTONES

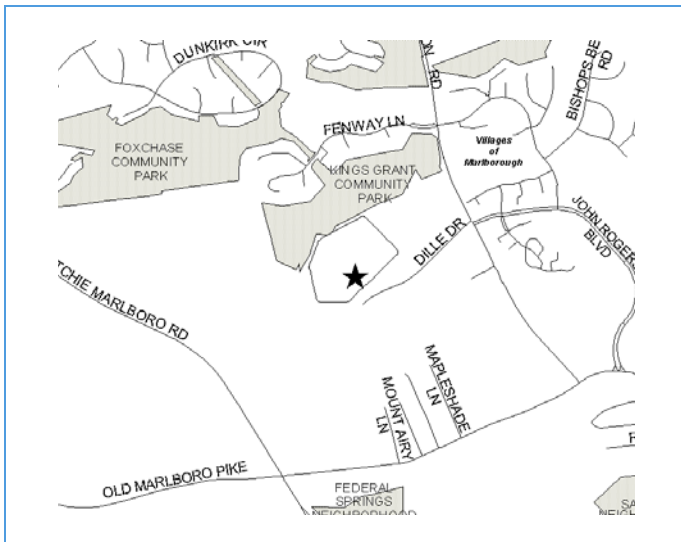
	Estimate	Actual
1 st Year in Capital Program		FY 2013
1 st Year in Capital Budget		FY 2013
Completed Design		Ongoing
Began Construction		Ongoing
Project Completion		Ongoing

CUMULATIVE APPROPRIATION (000'S)

Life to Date	FY 2021 Estimate	FY 2022	Total
\$11,849	\$7,723	\$2,620	\$22,192

Project Summary

Category/Description	Total Project Cost	Life to Date Actual	FY 2021 Estimate	Total 6 Years	Budget Year FY 2022	FY 2023	FY 2024	FY 2025	FY 2026	FY 2027	Beyond 6 Years
EXPENDITURE											
PLANS	\$3,015	\$189	\$22	\$2,032	\$333	\$333	\$340	\$342	\$342	\$342	\$772
LAND	—	—	—	—	—	—	—	—	—	—	—
CONSTR	47,135	9,846	900	22,260	2,185	6,425	2,625	6,525	3,125	1,375	14,129
EQUIP	1,784	786	100	352	50	152	50	50	50	—	546
OTHER	8,687	1,028	6,701	360	52	52	52	52	52	100	598
TOTAL	\$60,621	\$11,849	\$7,723	\$25,004	\$2,620	\$6,962	\$3,067	\$6,969	\$3,569	\$1,817	\$16,045
FUNDING											
GO BONDS	\$53,561	\$11,224	\$1,288	\$25,004	\$2,620	\$6,962	\$3,067	\$6,969	\$3,569	\$1,817	\$16,045
OTHER	7,060	7,060	—	—	—	—	—	—	—	—	—
TOTAL	\$60,621	\$18,284	\$1,288	\$25,004	\$2,620	\$6,962	\$3,067	\$6,969	\$3,569	\$1,817	\$16,045
OPERATING IMPACT											
PERSONNEL				\$—	\$—	\$—	\$—	\$—	\$—	\$—	\$—
OPERATING				—	—	—	—	—	—	—	—
DEBT				—	—	—	—	—	—	—	—
OTHER				—	—	—	—	—	—	—	—
TOTAL				\$—	\$—	\$—	\$—	\$—	\$—	\$—	\$—



Description: The Detention Center Improvements 2 project provides funding for renovations and improvements to various areas in the Detention Center. Funds are used to repair and upgrade mechanical, electrical and plumbing systems as well as replace inoperable or obsolete major equipment. Projects include replacing the cooling tower and repairing the foundation to prevent water leaks in the basement and refurbishing inmate visiting booths.

Justification: The Detention Center is over 30 years old. Mechanical systems and equipment are outdated and need to be overhauled. Structural problems in the facility need to be corrected. Security systems and technology need to be modernized.

Highlights: FY 2022 funding will support renovations and improvements to various areas in the Detention Center based on infrastructure and operation priorities. Funds are used to repair and upgrade mechanical, electrical and plumbing systems as well as replace inoperable or obsolete major equipment.

Location		Status	
Address	13400 Dille Drive, Upper Marlboro	Project Status	Under Construction
Council District	Six	Class	Rehabilitation
Planning Area	Upper Marlboro & Vicinity	Land Status	Publicly Owned Land

PROJECT MILESTONES

	Estimate	Actual
1 st Year in Capital Program		FY 2007
1 st Year in Capital Budget		FY 2009
Completed Design	N/A	
Began Construction		FY 2020
Project Completion		Ongoing

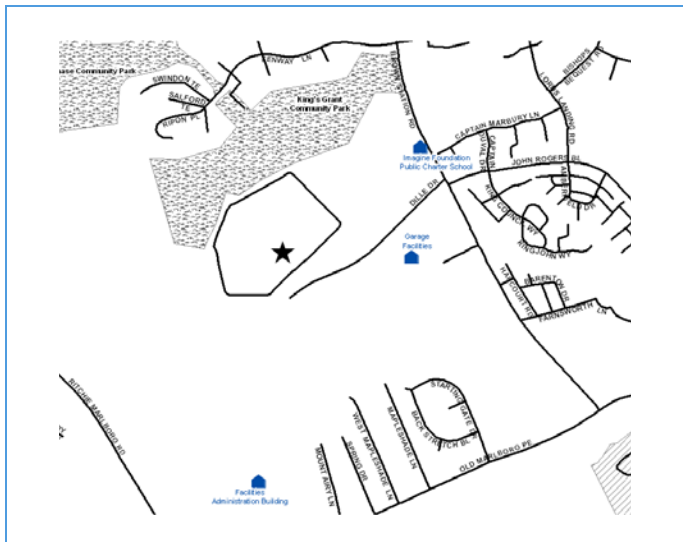
Enabling Legislation: CB-53-2010

CUMULATIVE APPROPRIATION (000'S)

Life to Date	FY 2021 Estimate	FY 2022	Total
\$4,429	\$1,440	\$1,120	\$6,989

Project Summary

Category/Description	Total Project Cost	Life to Date Actual	FY 2021 Estimate	Total 6 Years	Budget Year FY 2022	FY 2023	FY 2024	FY 2025	FY 2026	FY 2027	Beyond 6 Years
EXPENDITURE											
PLANS	\$593	\$593	\$—	\$—	\$—	\$—	\$—	\$—	\$—	\$—	\$—
LAND	—	—	—	—	—	—	—	—	—	—	—
CONSTR	7,050	1,650	480	4,920	820	820	820	820	820	820	—
EQUIP	1,860	290	120	1,450	200	250	250	250	250	250	—
OTHER	3,336	1,896	840	600	100	100	100	100	100	100	—
TOTAL	\$12,839	\$4,429	\$1,440	\$6,970	\$1,120	\$1,170	\$1,170	\$1,170	\$1,170	\$1,170	\$—
FUNDING											
GO BONDS	\$12,839	\$7,452	\$—	\$5,387	\$—	\$707	\$1,170	\$1,170	\$1,170	\$1,170	\$—
TOTAL	\$12,839	\$7,452	\$—	\$5,387	\$—	\$707	\$1,170	\$1,170	\$1,170	\$1,170	\$—
OPERATING IMPACT											
PERSONNEL				\$—	\$—	\$—	\$—	\$—	\$—	\$—	
OPERATING				—	—	—	—	—	—	—	
DEBT				—	—	—	—	—	—	—	
OTHER				—	—	—	—	—	—	—	
TOTAL				\$—	\$—	\$—	\$—	\$—	\$—	\$—	



Description: The Medical Unit Renovation and Expansion will add 7,500 square feet of space and comprise the following: an additional 26 beds including 12 isolation cells, a triage exam room with an adjacent isolation cell, an expanded nurses' station, four additional exam rooms with an in-wall oxygen system, physicians office space, officer's station for the Sick Call Officer, upgrade of the Security Control Station, new ventilation and HVAC systems, additional administration spaces, relocated staff toilets and two additional storage rooms.

Justification: The medical unit expansion and renovation will double capacity by adding a second floor to minimize the overcrowding for medical personnel and expand administrative office space. The expansion will also increase medical beds and isolation cells in the medical infirmary for the inmate population.

Highlights: FY 2022 funding will continue construction to the Medical Unit Expansion. Construction is scheduled to be completed in FY 2022; however, the project will remain in FY 2023 for financial closeout.

Enabling Legislation: CB-32-2018

Location		Status	
Address	13400 Dille Drive, Upper Marlboro	Project Status	Under Construction
Council District	Six	Class	Addition
Planning Area	Upper Marlboro & Vicinity	Land Status	Publicly Owned Land

PROJECT MILESTONES

	Estimate	Actual
1 st Year in Capital Program		FY 2011
1 st Year in Capital Budget		FY 2012
Completed Design		FY 2021
Began Construction		FY 2021
Project Completion	FY 2023	

CUMULATIVE APPROPRIATION (000'S)

Life to Date	FY 2021 Estimate	FY 2022	Total
\$664	\$6,665	\$11,612	\$18,941

Project Summary

Category/Description	Total Project Cost	Life to Date Actual	FY 2021 Estimate	Total 6 Years	Budget Year FY 2022	FY 2023	FY 2024	FY 2025	FY 2026	FY 2027	Beyond 6 Years
EXPENDITURE											
PLANS	\$1,168	\$509	\$119	\$540	\$508	\$32	\$—	\$—	\$—	\$—	\$—
LAND	—	—	—	—	—	—	—	—	—	—	—
CONSTR	15,743	29	5,900	9,814	9,804	10	—	—	—	—	—
EQUIP	—	—	—	—	—	—	—	—	—	—	—
OTHER	2,082	126	646	1,310	1,300	10	—	—	—	—	—
TOTAL	\$18,993	\$664	\$6,665	\$11,664	\$11,612	\$52	\$—	\$—	\$—	\$—	\$—
FUNDING											
GO BONDS	\$13,057	\$9,254	\$—	\$3,803	\$3,751	\$52	\$—	\$—	\$—	\$—	\$—
STATE	5,936	—	5,936	—	—	—	—	—	—	—	—
TOTAL	\$18,993	\$9,254	\$5,936	\$3,803	\$3,751	\$52	\$—	\$—	\$—	\$—	\$—
OPERATING IMPACT											
PERSONNEL				\$—	\$—	\$—	\$—	\$—	\$—	\$—	\$—
OPERATING				—	—	—	—	—	—	—	—
DEBT				—	—	—	—	—	—	—	—
OTHER				—	—	—	—	—	—	—	—
TOTAL				\$—	\$—	\$—	\$—	\$—	\$—	\$—	\$—