

# Stormwater Management

## AGENCY OVERVIEW

### Agency Description

The Prince George's County Stormwater Management District (a special taxing district) was established to assume the stormwater management functions that were previously performed by the Washington Suburban Sanitary Commission. The Stormwater Management Division of the Department of the Environment is responsible for constructing and maintaining the Stormwater Management system in the County. It constructs facilities to alleviate flooding, rehabilitates storm drainage channels, designs and constructs wetlands, restores river and streambeds. The Department of Public Works and Transportation maintains and operates publicly-owned stormwater management and flood control facilities.

### Needs Assessment

Several factors are taken into consideration in developing projects for the CIP, including the following:

- Areas of new development which will increase the amount and velocity of stormwater runoff;
- Condition and age of existing systems and the need for corrective action;
- Recommendations of watershed management planning activities;
- Water quality and environmental impacts;

- Retrofit of existing development to mitigate adverse flooding and pollution impacts;
- Availability of state and federal grants; and
- Federal, state and local regulations for stormwater, wetlands, forest and critical areas.

### FY 2022 Funding Sources

- Storm Water Bonds – 56.3%
- State – 8.1%
- Other – 35.6%

### FY 2022-2027 Program Highlights

- The County continues to implement federal and state mandates which address various storm water quality improvements including impervious area and stream restoration.
- Continued implementation of the Clean Water Partnership (Public Private Partnership) to assist with meeting the federal and state mandates.

### New Projects

#### CIP ID# / PROJECT NAME

5.66.0004 / Stormwater Structure Restoration & Construction

5.54.0024 / Calvert Hills

### Deleted Projects

None

## Revised Projects

Project Name	Alternate Funding Source Required	Revisions			
		Total Project Cost Increase	Total Project Cost Decrease	Project Schedule Delayed	Project Schedule Accelerated
Bear Branch Sub-Watershed		X			
COE County Restoration		X		X	
Emergency Response Program			X		
Endangered Structure Acquisition Program		X			
Flood Protection and Drainage Improvement		X			
Major Reconstruction Program (DPW&T)		X			

Revised Projects *(continued)*

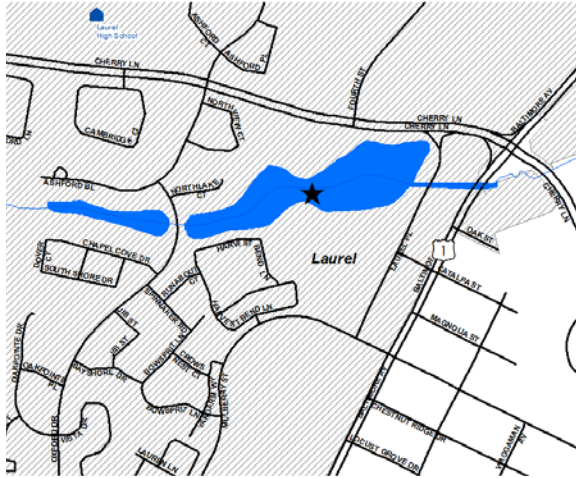
Project Name	Alternate Funding Source Required	Revisions			
		Total Project Cost Increase	Total Project Cost Decrease	Project Schedule Delayed	Project Schedule Accelerated
MS4/NPDES Compliance & Restoration Participation Program			X		
Stormwater Contingency Fund		X			
Stormwater Management Restoration (DPW&T)		X			

Program Summary

Category/Description	Total Project Cost	Life to Date Actual	FY 2021 Estimate	Total 6 Years	Budget Year FY 2022	FY 2023	FY 2024	FY 2025	FY 2026	FY 2027	Beyond 6 Years
<b>EXPENDITURE</b>											
PLANS	\$98,682	\$67,810	\$13,776	\$17,096	\$7,766	\$3,550	\$1,775	\$1,485	\$1,235	\$1,285	\$—
LAND	1,882	182	250	1,450	275	275	225	225	225	225	—
CONSTR	760,280	196,646	108,791	446,343	85,539	109,407	100,097	53,650	64,155	33,495	8,500
EQUIP	—	—	—	—	—	—	—	—	—	—	—
OTHER	123,294	84,251	11,805	27,238	5,043	3,687	4,023	4,427	4,868	5,190	—
<b>TOTAL</b>	<b>\$984,138</b>	<b>\$348,889</b>	<b>\$134,622</b>	<b>\$492,127</b>	<b>\$98,623</b>	<b>\$116,919</b>	<b>\$106,120</b>	<b>\$59,787</b>	<b>\$70,483</b>	<b>\$40,195</b>	<b>\$8,500</b>
<b>FUNDING</b>											
REVENUE	\$36	\$36	\$—	\$—	\$—	\$—	\$—	\$—	\$—	\$—	\$—
FEDERAL	3,419	3,169	250	—	—	—	—	—	—	—	—
STATE	14,878	1,988	3,600	9,290	7,980	1,310	—	—	—	—	—
SW BONDS	677,863	277,594	42,773	348,996	55,319	62,020	61,688	59,405	70,369	40,195	8,500
OTHER	287,942	57,241	98,476	132,225	34,964	53,209	44,052	—	—	—	—
<b>TOTAL</b>	<b>\$984,138</b>	<b>\$340,028</b>	<b>\$145,099</b>	<b>\$490,511</b>	<b>\$98,263</b>	<b>\$116,539</b>	<b>\$105,740</b>	<b>\$59,405</b>	<b>\$70,369</b>	<b>\$40,195</b>	<b>\$8,500</b>
<b>OPERATING IMPACT</b>											
PERSONNEL				\$—	\$—	\$—	\$—	\$—	\$—	\$—	
OPERATING				—	—	—	—	—	—	—	
DEBT				—	—	—	—	—	—	—	
OTHER				—	—	—	—	—	—	—	
<b>TOTAL</b>				<b>\$—</b>	<b>\$—</b>	<b>\$—</b>	<b>\$—</b>	<b>\$—</b>	<b>\$—</b>	<b>\$—</b>	

## Project Listing

CIP ID#	Project Name	Address	Planning Area	Council District	Project Class	Total Project Cost (000)	Completion Date
5.54.0016	Bear Branch Sub-Watershed	Laurel Area, Laurel	South Laurel Montpelier	One	Rehabilitation	\$6,247	FY 2022
5.54.0012	COE County Restoration	Anacostia River Watershed, Various	Not Assigned	Various	Rehabilitation	37,404	Ongoing
5.54.0024	Calvert Hills	Various Locations	Not Assigned	Various	Rehabilitation	16,435	TBD
5.54.0018	Clean Water Partnership NPDES/MS4	Countywide	Not Assigned	Countywide	Rehabilitation	328,244	FY 2024
5.54.0015	Emergency Response Program	Countywide	Not Assigned	Countywide	Rehabilitation	3,609	Ongoing
5.54.0014	Endangered Structure Acquisition Program	Countywide	Not Assigned	Countywide	Land Acquisition	9,682	Ongoing
5.54.0005	Flood Protection and Drainage Improvement	Countywide	Not Assigned	Countywide	New Construction	117,056	Ongoing
5.54.0019	MS4/NPDES Compliance & Restoration	Countywide	Not Assigned	Countywide	Rehabilitation	175,912	Ongoing
5.66.0003	Major Reconstruction Program (DPW&T)	Countywide	Not Assigned	Countywide	Replacement	143,674	Ongoing
5.54.0006	Participation Program	Countywide	Not Assigned	Countywide	New Construction	8,881	Ongoing
5.54.0007	Stormwater Contingency Fund	Countywide	Not Assigned	Countywide	Non Construction	6,001	Ongoing
5.66.0002	Stormwater Management Restoration	Countywide	Not Assigned	Countywide	Rehabilitation	85,493	Ongoing
5.66.0004	Stormwater Structure Restoration and Construction	Countywide	Not Assigned	Countywide	New Construction	45,500	TBD
<b>Program Total</b>						<b>\$984,138</b>	
<b>NUMBER OF PROJECTS = 13</b>							



**Description:** This project provides funding for water quality measures; low impact development (LID), wetland creation, reforestation and stream channels and tributaries restoration in the Bear Branch sub-watershed and Patuxent River Watershed.

**Justification:** Stream restoration for Hospital Branch and the main stem of the Bear Branch stream system in the Bear Branch sub-watershed and Patuxent River Watershed.

**Highlights:** The FY 2022 budget is targeted for stream restoration and water quality projects in the Bear Branch Watershed. Due to major storms in 2020, the stream system has continued to deteriorate. Higher eroded banks have been encountered than originally estimated; therefore, additional funds are needed to stabilize the stream banks.

**Enabling Legislation:** Not Applicable

Location		Status	
<b>Address</b>	Laurel Area, Laurel	<b>Project Status</b>	Under Construction
<b>Council District</b>	One	<b>Class</b>	Rehabilitation
<b>Planning Area</b>	South Laurel Montpelier	<b>Land Status</b>	Publicly Owned Land

**PROJECT MILESTONES**

	Estimate	Actual
1 <sup>st</sup> Year in Capital Program		FY 2013
1 <sup>st</sup> Year in Capital Budget		FY 2013
Completed Design		FY 2020
Began Construction		FY 2020
Project Completion	FY 2022	

**CUMULATIVE APPROPRIATION (000'S)**

Life to Date	FY 2021 Estimate	FY 2022	Total
\$1,987	\$2,210	\$2,050	\$6,247

**Project Summary**

Category/Description	Total Project Cost	Life to Date Actual	FY 2021 Estimate	Total 6 Years	Budget Year FY 2022	FY 2023	FY 2024	FY 2025	FY 2026	FY 2027	Beyond 6 Years
<b>EXPENDITURE</b>											
PLANS	\$1,013	\$987	\$26	\$—	\$—	\$—	\$—	\$—	\$—	\$—	\$—
LAND	—	—	—	—	—	—	—	—	—	—	—
CONSTR	4,866	841	2,125	1,900	1,900	—	—	—	—	—	—
EQUIP	—	—	—	—	—	—	—	—	—	—	—
OTHER	368	159	59	150	150	—	—	—	—	—	—
<b>TOTAL</b>	<b>\$6,247</b>	<b>\$1,987</b>	<b>\$2,210</b>	<b>\$2,050</b>	<b>\$2,050</b>	<b>\$—</b>	<b>\$—</b>	<b>\$—</b>	<b>\$—</b>	<b>\$—</b>	<b>\$—</b>
<b>FUNDING</b>											
SW BONDS	\$5,920	\$3,012	\$858	\$2,050	\$2,050	\$—	\$—	\$—	\$—	\$—	\$—
OTHER	327	327	—	—	—	—	—	—	—	—	—
<b>TOTAL</b>	<b>\$6,247</b>	<b>\$3,339</b>	<b>\$858</b>	<b>\$2,050</b>	<b>\$2,050</b>	<b>\$—</b>	<b>\$—</b>	<b>\$—</b>	<b>\$—</b>	<b>\$—</b>	<b>\$—</b>
<b>OPERATING IMPACT</b>											
PERSONNEL				\$—	\$—	\$—	\$—	\$—	\$—	\$—	
OPERATING				—	—	—	—	—	—	—	
DEBT				—	—	—	—	—	—	—	
OTHER				—	—	—	—	—	—	—	
<b>TOTAL</b>				<b>\$—</b>	<b>\$—</b>	<b>\$—</b>	<b>\$—</b>	<b>\$—</b>	<b>\$—</b>	<b>\$—</b>	



**Description:** The Clean Water Partnership (CWP), launched in 2015 to improve the health of the County's waterways, reduce the costs of retrofitting and maintaining the County's stormwater infrastructure, and optimize economic benefits to County's residents by developing local businesses that will form the backbone of the County's green economy. The goal is to improve water quality by retrofitting approximately 5,475 acres through 2024. The expanded program area of the CWP was added in 2018, funded from low-interest rate loans from the Maryland Water Quality Revolving Loan Program.

**Justification:** The purpose of the CWP is to assist the County in achieving compliance with §402(p)(3)(B)(iii) of the U.S. Clean Water Act and corresponding stormwater National Pollutant Discharge Elimination System (NPDES)/Municipal Separate Storm Sewer System Discharge Permit (MS4 Permit), which requires the County to complete restoration efforts of 20% of the County's impervious surface area.

**Highlights:** In FY 2022, construction will continue on the stormwater retrofit projects.

**Enabling Legislation:** Not Applicable

Location		Status	
Address	Countywide	Project Status	Under Construction
Council District	Countywide	Class	Rehabilitation
Planning Area	Not Assigned	Land Status	No Land Involved

**PROJECT MILESTONES**

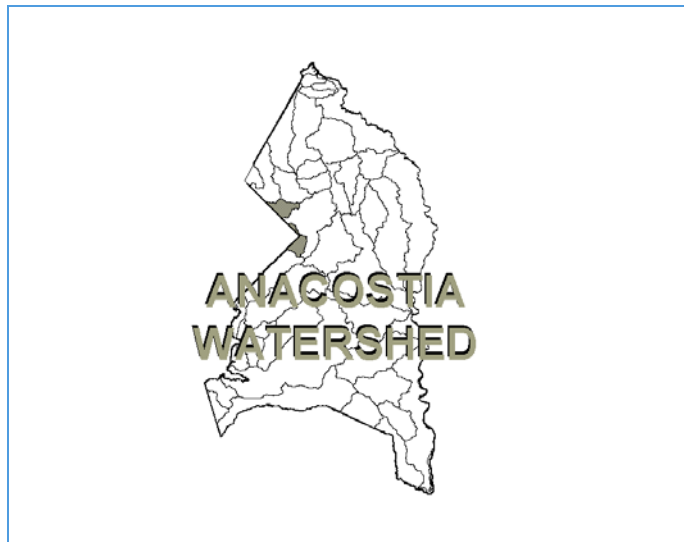
	Estimate	Actual
1 <sup>st</sup> Year in Capital Program		FY 2016
1 <sup>st</sup> Year in Capital Budget		FY 2016
Completed Design		Ongoing
Began Construction		Ongoing
Project Completion	FY 2024	

**CUMULATIVE APPROPRIATION (000'S)**

Life to Date	FY 2021 Estimate	FY 2022	Total
\$155,956	\$44,063	\$30,964	\$230,983

**Project Summary**

Category/Description	Total Project Cost	Life to Date Actual	FY 2021 Estimate	Total 6 Years	Budget Year FY 2022	FY 2023	FY 2024	FY 2025	FY 2026	FY 2027	Beyond 6 Years
<b>EXPENDITURE</b>											
PLANS	\$26,078	\$26,078	\$—	\$—	\$—	\$—	\$—	\$—	\$—	\$—	\$—
LAND	—	—	—	—	—	—	—	—	—	—	—
CONSTR	302,166	129,878	44,063	128,225	30,964	53,209	44,052	—	—	—	—
EQUIP	—	—	—	—	—	—	—	—	—	—	—
OTHER	—	—	—	—	—	—	—	—	—	—	—
<b>TOTAL</b>	<b>\$328,244</b>	<b>\$155,956</b>	<b>\$44,063</b>	<b>\$128,225</b>	<b>\$30,964</b>	<b>\$53,209</b>	<b>\$44,052</b>	<b>\$—</b>	<b>\$—</b>	<b>\$—</b>	<b>\$—</b>
<b>FUNDING</b>											
SW BONDS	\$55,143	\$55,143	\$—	\$—	\$—	\$—	\$—	\$—	\$—	\$—	\$—
OTHER	273,101	46,600	98,276	128,225	30,964	53,209	44,052	—	—	—	—
<b>TOTAL</b>	<b>\$328,244</b>	<b>\$101,743</b>	<b>\$98,276</b>	<b>\$128,225</b>	<b>\$30,964</b>	<b>\$53,209</b>	<b>\$44,052</b>	<b>\$—</b>	<b>\$—</b>	<b>\$—</b>	<b>\$—</b>
<b>OPERATING IMPACT</b>											
PERSONNEL				\$—	\$—	\$—	\$—	\$—	\$—	\$—	
OPERATING				—	—	—	—	—	—	—	
DEBT				—	—	—	—	—	—	—	
OTHER				—	—	—	—	—	—	—	
<b>TOTAL</b>				<b>\$—</b>	<b>\$—</b>	<b>\$—</b>	<b>\$—</b>	<b>\$—</b>	<b>\$—</b>	<b>\$—</b>	



**Description:** The project involves the design and construction of environmental enhancement and flood control facilities within Prince George's County. Projects include ongoing planning and design for projects pertaining to quality measures implementation, wetland creation, stream channel restoration and fish blockage removal in the Anacostia River tributaries and from the Western Branch to the Patuxent River. Flood risk or watershed studies (with the US Army Corps of Engineers) are included in this project.

**Justification:** This project includes stream and water quality restoration efforts in which the County is participating with the US Army Corps of Engineers (ACOE). Funding represents the County's 'non-federal sponsor' share costs to be reimbursed to the Corps of Engineers. Projects other than those performed with the ACOE could receive funding through state and federal grants. 'Other' funds may also be secured from a transfer of stormwater management operating funds and fee-in-lieu payments.

**Highlights:** In FY 2022, design support continues on the Allison Street Levee and Upper Marlboro flood control projects.

**Enabling Legislation:** Not Applicable

Location		Status	
<b>Address</b>	Anacostia River Watershed, Various	<b>Project Status</b>	Under Construction
<b>Council District</b>	Various	<b>Class</b>	Rehabilitation
<b>Planning Area</b>	Not Assigned	<b>Land Status</b>	Publicly Owned Land

**PROJECT MILESTONES**

	Estimate	Actual
1 <sup>st</sup> Year in Capital Program		FY 1995
1 <sup>st</sup> Year in Capital Budget		FY 1995
Completed Design		Ongoing
Began Construction		Ongoing
Project Completion		Ongoing

**CUMULATIVE APPROPRIATION (000'S)**

Life to Date	FY 2021 Estimate	FY 2022	Total
\$19,269	\$3,408	\$347	\$23,024

**Project Summary**

Category/Description	Total Project Cost	Life to Date Actual	FY 2021 Estimate	Total 6 Years	Budget Year FY 2022	FY 2023	FY 2024	FY 2025	FY 2026	FY 2027	Beyond 6 Years
<b>EXPENDITURE</b>											
PLANS	\$3,001	\$1,541	\$758	\$702	\$272	\$200	\$125	\$35	\$35	\$35	\$—
LAND	124	4	120	—	—	—	—	—	—	—	—
CONSTR	17,564	1,723	2,453	13,388	—	6,694	6,694	—	—	—	—
EQUIP	—	—	—	—	—	—	—	—	—	—	—
OTHER	16,715	16,001	77	637	75	94	103	115	125	125	—
<b>TOTAL</b>	<b>\$37,404</b>	<b>\$19,269</b>	<b>\$3,408</b>	<b>\$14,727</b>	<b>\$347</b>	<b>\$6,988</b>	<b>\$6,922</b>	<b>\$150</b>	<b>\$160</b>	<b>\$160</b>	<b>\$—</b>
<b>FUNDING</b>											
REVENUE	\$36	\$36	\$—	\$—	\$—	\$—	\$—	\$—	\$—	\$—	\$—
FEDERAL	690	690	—	—	—	—	—	—	—	—	—
SW BONDS	35,964	18,745	2,492	14,727	347	6,988	6,922	150	160	160	—
OTHER	714	714	—	—	—	—	—	—	—	—	—
<b>TOTAL</b>	<b>\$37,404</b>	<b>\$20,185</b>	<b>\$2,492</b>	<b>\$14,727</b>	<b>\$347</b>	<b>\$6,988</b>	<b>\$6,922</b>	<b>\$150</b>	<b>\$160</b>	<b>\$160</b>	<b>\$—</b>
<b>OPERATING IMPACT</b>											
PERSONNEL				\$—	\$—	\$—	\$—	\$—	\$—	\$—	
OPERATING				—	—	—	—	—	—	—	
DEBT				—	—	—	—	—	—	—	
OTHER				—	—	—	—	—	—	—	
<b>TOTAL</b>				<b>\$—</b>	<b>\$—</b>	<b>\$—</b>	<b>\$—</b>	<b>\$—</b>	<b>\$—</b>	<b>\$—</b>	



**Description:** The project will facilitate the design and construction of unanticipated projects which require immediate implementation, due to emergency conditions affecting the public health, safety or welfare and for matching funds for unanticipated grants in which funding is required to secure an agency grant.

**Justification:** Immediate action is often required to address emergency conditions arising from natural disasters such as a flood, slope failures or severe weather storm events. In addition, a matching source of local funds is often required for grants.

**Highlights:** FY 2022 funding is to address any emergencies that may arise.

**Enabling Legislation:** Not Applicable

Location		Status	
<b>Address</b>	Countywide	<b>Project Status</b>	Under Construction
<b>Council District</b>	Countywide	<b>Class</b>	Rehabilitation
<b>Planning Area</b>	Not Assigned	<b>Land Status</b>	No Land Involved

**PROJECT MILESTONES**

	Estimate	Actual
1 <sup>st</sup> Year in Capital Program		FY 2003
1 <sup>st</sup> Year in Capital Budget		FY 2003
Completed Design		Ongoing
Began Construction		Ongoing
Project Completion		Ongoing

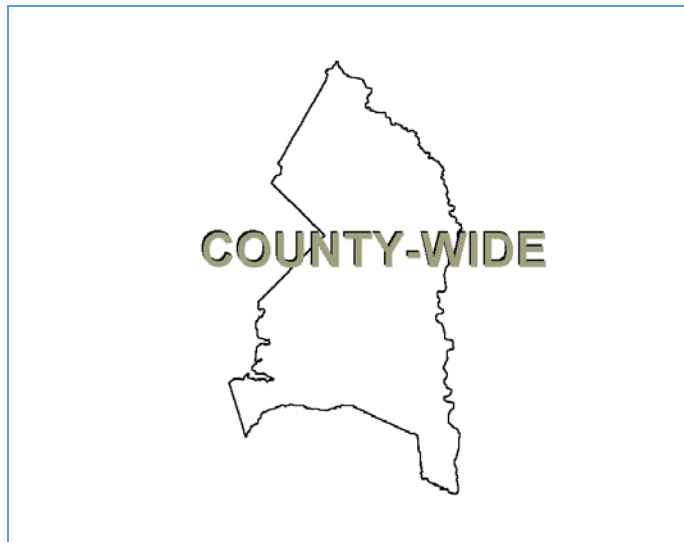
**CUMULATIVE APPROPRIATION (000'S)**

Life to Date	FY 2021 Estimate	FY 2022	Total
\$1,619	\$390	\$390	\$2,399

**Project Summary**

Category/Description	Total Project Cost	Life to Date Actual	FY 2021 Estimate	Total 6 Years	Budget Year FY 2022	FY 2023	FY 2024	FY 2025	FY 2026	FY 2027	Beyond 6 Years
<b>EXPENDITURE</b>											
PLANS	\$698	\$198	\$100	\$400	\$100	\$100	\$100	\$100	\$—	\$—	\$—
LAND	—	—	—	—	—	—	—	—	—	—	—
CONSTR	1,490	—	290	1,200	290	290	290	290	20	20	—
EQUIP	—	—	—	—	—	—	—	—	—	—	—
OTHER	1,421	1,421	—	—	—	—	—	—	—	—	—
<b>TOTAL</b>	<b>\$3,609</b>	<b>\$1,619</b>	<b>\$390</b>	<b>\$1,600</b>	<b>\$390</b>	<b>\$390</b>	<b>\$390</b>	<b>\$390</b>	<b>\$20</b>	<b>\$20</b>	<b>\$—</b>
<b>FUNDING</b>											
SW BONDS	\$3,609	\$1,651	\$358	\$1,600	\$390	\$390	\$390	\$390	\$20	\$20	\$—
<b>TOTAL</b>	<b>\$3,609</b>	<b>\$1,651</b>	<b>\$358</b>	<b>\$1,600</b>	<b>\$390</b>	<b>\$390</b>	<b>\$390</b>	<b>\$390</b>	<b>\$20</b>	<b>\$20</b>	<b>\$—</b>
<b>OPERATING IMPACT</b>											
PERSONNEL				\$—	\$—	\$—	\$—	\$—	\$—	\$—	
OPERATING				—	—	—	—	—	—	—	
DEBT				—	—	—	—	—	—	—	
OTHER				—	—	—	—	—	—	—	
<b>TOTAL</b>				<b>\$—</b>	<b>\$—</b>	<b>\$—</b>	<b>\$—</b>	<b>\$—</b>	<b>\$—</b>	<b>\$—</b>	





**Description:** This project provides for the acquisition of residential properties within the 100-year floodplain and properties vulnerable to unforeseen natural conditions such as a slope failure or stream erosion.

**Justification:** This project will mitigate severe economic impacts associated with flooding events to commercial, industrial and residential properties. Acquisition of the most severely flood-prone properties will have a positive impact. Properties which are acquired are then evaluated for opportunities to implement wetland banking, stream restoration, flood mitigation, reforestation and/or green space opportunities.

**Highlights:** In FY 2022, additional residential properties within the 100-year floodplain and properties vulnerable to unforeseen conditions are to be determined. FY 2022 'Other' funding is a PAYGO transfer from the Stormwater Fund to address endangered structures in the southern part of the County.

Location		Status	
Address	Countywide	Project Status	Under Construction
Council District	Countywide	Class	Land Acquisition
Planning Area	Not Assigned	Land Status	Site Selected Only

**Enabling Legislation:** Not Applicable

**PROJECT MILESTONES**

	Estimate	Actual
1 <sup>st</sup> Year in Capital Program		FY 2001
1 <sup>st</sup> Year in Capital Budget		FY 2001
Completed Design		Ongoing
Began Construction		Ongoing
Project Completion		Ongoing

**CUMULATIVE APPROPRIATION (000'S)**

Life to Date	FY 2021 Estimate	FY 2022	Total
\$6,160	\$410	\$1,560	\$8,130

**Project Summary**

Category/Description	Total Project Cost	Life to Date Actual	FY 2021 Estimate	Total 6 Years	Budget Year FY 2022	FY 2023	FY 2024	FY 2025	FY 2026	FY 2027	Beyond 6 Years
<b>EXPENDITURE</b>											
PLANS	\$600	\$—	\$100	\$500	\$100	\$100	\$100	\$100	\$100	\$—	\$—
LAND	—	—	—	—	—	—	—	—	—	—	—
CONSTR	1,609	28	295	1,286	244	262	260	260	260	—	—
EQUIP	—	—	—	—	—	—	—	—	—	—	—
OTHER	7,473	6,132	15	1,326	1,216	18	20	22	25	25	—
<b>TOTAL</b>	<b>\$9,682</b>	<b>\$6,160</b>	<b>\$410</b>	<b>\$3,112</b>	<b>\$1,560</b>	<b>\$380</b>	<b>\$380</b>	<b>\$382</b>	<b>\$385</b>	<b>\$25</b>	<b>\$—</b>
<b>FUNDING</b>											
SW BONDS	\$6,068	\$5,772	\$—	\$296	\$—	\$—	\$—	\$—	\$271	\$25	\$—
OTHER	3,614	2,414	—	1,200	1,200	—	—	—	—	—	—
<b>TOTAL</b>	<b>\$9,682</b>	<b>\$8,186</b>	<b>\$—</b>	<b>\$1,496</b>	<b>\$1,200</b>	<b>\$—</b>	<b>\$—</b>	<b>\$—</b>	<b>\$271</b>	<b>\$25</b>	<b>\$—</b>
<b>OPERATING IMPACT</b>											
PERSONNEL				\$—	\$—	\$—	\$—	\$—	\$—	\$—	
OPERATING				—	—	—	—	—	—	—	
DEBT				—	—	—	—	—	—	—	
OTHER				—	—	—	—	—	—	—	
<b>TOTAL</b>				<b>\$—</b>	<b>\$—</b>	<b>\$—</b>	<b>\$—</b>	<b>\$—</b>	<b>\$—</b>	<b>\$—</b>	



**Description:** This program consists of flood protection and drainage relief projects that will address surface run-off causing home flooding, alleviate road flooding and correct residential yard drainage deficiencies. Also included are municipal participation, storm drain acceptance projects and flood warning systems. Right of way from property owners directly benefiting from project improvements must be provided at no cost to the County.

**Justification:** This program provides flood mitigation and drainage improvement to residential structures which cannot be corrected through the County's Department of Public Works and Transportation maintenance program. This can be appropriate in locations where opportunities to achieve NPDES/MS4 compliance and impervious restoration credits can be combined with drainage remediation projects.

**Highlights:** The FY 2022 construction budget includes funding for projects in North Brentwood and Franklin Avenue in Lanham. FY 2022 'Other' funding is a PAYGO transfer from the Stormwater Fund to address flooding concerns in southern parts of the County.

**Enabling Legislation:** Not Applicable

Location		Status	
Address	Countywide	Project Status	Under Construction
Council District	Countywide	Class	New Construction
Planning Area	Not Assigned	Land Status	No Land Involved

**PROJECT MILESTONES**

	Estimate	Actual
1 <sup>st</sup> Year in Capital Program		FY 1986
1 <sup>st</sup> Year in Capital Budget		FY 1986
Completed Design		Ongoing
Began Construction		Ongoing
Project Completion		Ongoing

**CUMULATIVE APPROPRIATION (000'S)**

Life to Date	FY 2021 Estimate	FY 2022	Total
\$59,697	\$14,483	\$15,210	\$89,390

**Project Summary**

Category/Description	Total Project Cost	Life to Date Actual	FY 2021 Estimate	Total 6 Years	Budget Year FY 2022	FY 2023	FY 2024	FY 2025	FY 2026	FY 2027	Beyond 6 Years
<b>EXPENDITURE</b>											
PLANS	\$13,893	\$5,550	\$2,438	\$5,905	\$1,555	\$1,300	\$725	\$825	\$675	\$825	\$—
LAND	1,758	178	130	1,450	275	275	225	225	225	225	—
CONSTR	50,176	11,972	10,845	27,359	11,978	3,110	4,181	3,555	3,460	1,075	—
EQUIP	—	—	—	—	—	—	—	—	—	—	—
OTHER	51,229	41,997	1,070	8,162	1,402	1,155	1,240	1,365	1,500	1,500	—
<b>TOTAL</b>	<b>\$117,056</b>	<b>\$59,697</b>	<b>\$14,483</b>	<b>\$42,876</b>	<b>\$15,210</b>	<b>\$5,840</b>	<b>\$6,371</b>	<b>\$5,970</b>	<b>\$5,860</b>	<b>\$3,625</b>	<b>\$—</b>
<b>FUNDING</b>											
STATE	\$211	\$211	\$—	\$—	\$—	\$—	\$—	\$—	\$—	\$—	\$—
SW BONDS	110,824	70,218	530	40,076	12,410	5,840	6,371	5,970	5,860	3,625	—
OTHER	6,021	3,221	—	2,800	2,800	—	—	—	—	—	—
<b>TOTAL</b>	<b>\$117,056</b>	<b>\$73,650</b>	<b>\$530</b>	<b>\$42,876</b>	<b>\$15,210</b>	<b>\$5,840</b>	<b>\$6,371</b>	<b>\$5,970</b>	<b>\$5,860</b>	<b>\$3,625</b>	<b>\$—</b>
<b>OPERATING IMPACT</b>											
PERSONNEL				\$—	\$—	\$—	\$—	\$—	\$—	\$—	
OPERATING				—	—	—	—	—	—	—	
DEBT				—	—	—	—	—	—	—	
OTHER				—	—	—	—	—	—	—	
<b>TOTAL</b>				<b>\$—</b>	<b>\$—</b>	<b>\$—</b>	<b>\$—</b>	<b>\$—</b>	<b>\$—</b>	<b>\$—</b>	



**Description:** This ongoing program by the Department of Public Works and Transportation will redesign, reconstruct and rehabilitate major drainage and flood control projects throughout the County.

**Justification:** A number of flood control projects constructed prior to 1975 require modifications to correct structural deficiencies, improve flow capacity, alleviate environmental impacts and improve overall safety.

**Highlights:** FY 2022 funding supports the reconstruction of drainage channels, culvert replacements and the Office of Highway Maintenance pipe replacement and removal program.

**Enabling Legislation:** Not Applicable

Location		Status	
Address	Countywide	Project Status	Under Construction
Council District	Countywide	Class	Replacement
Planning Area	Not Assigned	Land Status	Publicly Owned Land

**PROJECT MILESTONES**

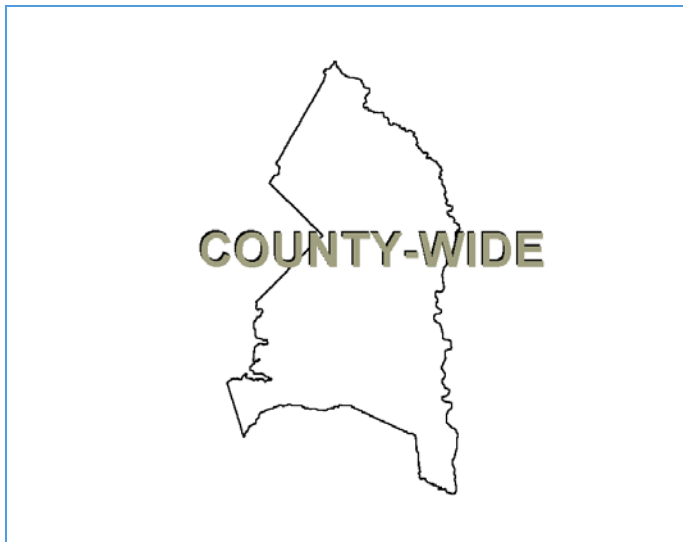
	Estimate	Actual
1 <sup>st</sup> Year in Capital Program		FY 1993
1 <sup>st</sup> Year in Capital Budget		FY 1993
Completed Design		Ongoing
Began Construction		Ongoing
Project Completion		Ongoing

**CUMULATIVE APPROPRIATION (000'S)**

Life to Date	FY 2021 Estimate	FY 2022	Total
\$16,086	\$34,507	\$14,901	\$65,494

**Project Summary**

Category/Description	Total Project Cost	Life to Date Actual	FY 2021 Estimate	Total 6 Years	Budget Year FY 2022	FY 2023	FY 2024	FY 2025	FY 2026	FY 2027	Beyond 6 Years
<b>EXPENDITURE</b>											
PLANS	\$8,203	\$3,328	\$3,415	\$1,460	\$1,460	\$—	\$—	\$—	\$—	\$—	\$—
LAND	—	—	—	—	—	—	—	—	—	—	—
CONSTR	126,887	12,758	22,508	91,621	13,441	17,380	15,200	15,200	15,200	15,200	—
EQUIP	—	—	—	—	—	—	—	—	—	—	—
OTHER	8,584	—	8,584	—	—	—	—	—	—	—	—
<b>TOTAL</b>	<b>\$143,674</b>	<b>\$16,086</b>	<b>\$34,507</b>	<b>\$93,081</b>	<b>\$14,901</b>	<b>\$17,380</b>	<b>\$15,200</b>	<b>\$15,200</b>	<b>\$15,200</b>	<b>\$15,200</b>	<b>\$—</b>
<b>FUNDING</b>											
FEDERAL	\$119	\$119	\$—	\$—	\$—	\$—	\$—	\$—	\$—	\$—	\$—
STATE	1,910	—	—	1,910	600	1,310	—	—	—	—	—
SW BONDS	141,445	25,272	25,002	91,171	14,301	16,070	15,200	15,200	15,200	15,200	—
OTHER	200	—	200	—	—	—	—	—	—	—	—
<b>TOTAL</b>	<b>\$143,674</b>	<b>\$25,391</b>	<b>\$25,202</b>	<b>\$93,081</b>	<b>\$14,901</b>	<b>\$17,380</b>	<b>\$15,200</b>	<b>\$15,200</b>	<b>\$15,200</b>	<b>\$15,200</b>	<b>\$—</b>
<b>OPERATING IMPACT</b>											
PERSONNEL				\$—	\$—	\$—	\$—	\$—	\$—	\$—	
OPERATING				—	—	—	—	—	—	—	
DEBT				—	—	—	—	—	—	—	
OTHER				—	—	—	—	—	—	—	
<b>TOTAL</b>				<b>\$—</b>	<b>\$—</b>	<b>\$—</b>	<b>\$—</b>	<b>\$—</b>	<b>\$—</b>	<b>\$—</b>	



**Description:** This project provides funding for countywide restoration of untreated impervious areas to meet MS4/NPDES Permit, Chesapeake Bay TMDL and Local TMDL with water quality/urban retrofit BMPs, stream restoration techniques, and other multiple stormwater management retrofit approaches, within all watersheds of the County. Expected impacts from upcoming regulatory changes will require targeting restoration projects to specific water quality impairments, adding time and cost to the NPDES restoration timeline.

**Justification:** The Maryland Department of the Environment issued Municipal Separate Storm Sewer System (MS4) permit to the County that mandates the requirements for impervious area restoration.

**Highlights:** State funding totaling \$2.4 million is appropriated for capital grant awards received during FY 2022.

**Enabling Legislation:** Not Applicable

Location		Status	
Address	Countywide	Project Status	Under Construction
Council District	Countywide	Class	Rehabilitation
Planning Area	Not Assigned	Land Status	Publicly Owned Land

**PROJECT MILESTONES**

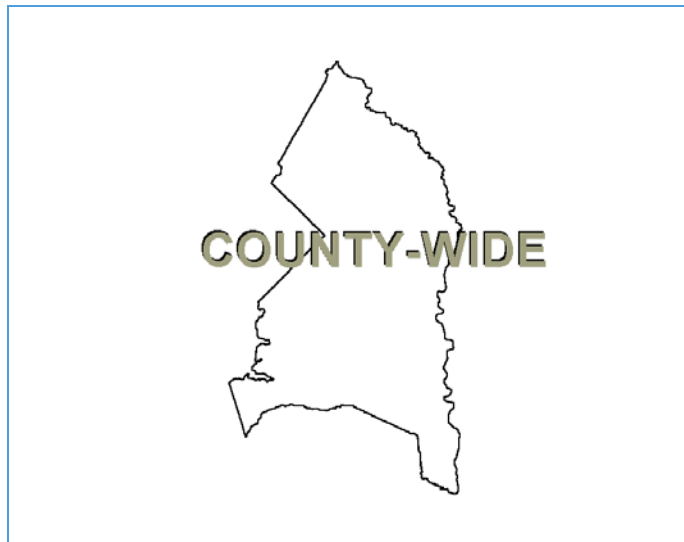
	Estimate	Actual
1 <sup>st</sup> Year in Capital Program		FY 2013
1 <sup>st</sup> Year in Capital Budget		FY 2013
Completed Design		Ongoing
Began Construction		Ongoing
Project Completion		Ongoing

**CUMULATIVE APPROPRIATION (000'S)**

Life to Date	FY 2021 Estimate	FY 2022	Total
\$46,562	\$27,332	\$17,857	\$91,751

**Project Summary**

Category/Description	Total Project Cost	Life to Date Actual	FY 2021 Estimate	Total 6 Years	Budget Year FY 2022	FY 2023	FY 2024	FY 2025	FY 2026	FY 2027	Beyond 6 Years
<b>EXPENDITURE</b>											
PLANS	\$33,676	\$21,146	\$6,058	\$6,472	\$3,122	\$1,750	\$625	\$325	\$325	\$325	\$—
LAND	—	—	—	—	—	—	—	—	—	—	—
CONSTR	120,266	22,409	19,274	78,583	12,535	7,719	12,269	17,445	28,315	300	—
EQUIP	—	—	—	—	—	—	—	—	—	—	—
OTHER	21,970	3,007	2,000	16,963	2,200	2,420	2,660	2,925	3,218	3,540	—
<b>TOTAL</b>	<b>\$175,912</b>	<b>\$46,562</b>	<b>\$27,332</b>	<b>\$102,018</b>	<b>\$17,857</b>	<b>\$11,889</b>	<b>\$15,554</b>	<b>\$20,695</b>	<b>\$31,858</b>	<b>\$4,165</b>	<b>\$—</b>
<b>FUNDING</b>											
FEDERAL	\$2,610	\$2,360	\$250	\$—	\$—	\$—	\$—	\$—	\$—	\$—	\$—
STATE	7,757	1,777	3,600	2,380	2,380	—	—	—	—	—	—
SW BONDS	165,245	54,516	11,091	99,638	15,477	11,889	15,554	20,695	31,858	4,165	—
OTHER	300	300	—	—	—	—	—	—	—	—	—
<b>TOTAL</b>	<b>\$175,912</b>	<b>\$58,953</b>	<b>\$14,941</b>	<b>\$102,018</b>	<b>\$17,857</b>	<b>\$11,889</b>	<b>\$15,554</b>	<b>\$20,695</b>	<b>\$31,858</b>	<b>\$4,165</b>	<b>\$—</b>
<b>OPERATING IMPACT</b>											
PERSONNEL				\$—	\$—	\$—	\$—	\$—	\$—	\$—	
OPERATING				—	—	—	—	—	—	—	
DEBT				—	—	—	—	—	—	—	
OTHER				—	—	—	—	—	—	—	
<b>TOTAL</b>				<b>\$—</b>	<b>\$—</b>	<b>\$—</b>	<b>\$—</b>	<b>\$—</b>	<b>\$—</b>	<b>\$—</b>	



**Description:** This project will provide the County's contribution for water quality best management practice (BMP) costs for projects with M-NCPPC, MWCOG, SHA and municipalities. Additionally, this project enables the County's participation through agreements, which the County may enter with developers, to complete needed work in existing communities. These project opportunities may also be identified under the County's stormwater permit review process.

**Justification:** Opportunities to meet the requirements of NPDES/MS4 compliance and impervious restoration may take place, which would otherwise not result in the County receiving restoration credit if participation did not occur. This project also includes locations where County CIP projects are planned and may be implemented by developers on an accelerated schedule and lowered cost.

**Highlights:** There continues to be an increase in the complexity and number of participation projects.

**Enabling Legislation:** Not Applicable

Location		Status	
Address	Countywide	Project Status	Under Construction
Council District	Countywide	Class	New Construction
Planning Area	Not Assigned	Land Status	No Land Involved

**PROJECT MILESTONES**

	Estimate	Actual
1 <sup>st</sup> Year in Capital Program		FY 1986
1 <sup>st</sup> Year in Capital Budget		FY 1986
Completed Design		Ongoing
Began Construction		Ongoing
Project Completion		Ongoing

**CUMULATIVE APPROPRIATION (000'S)**

Life to Date	FY 2021 Estimate	FY 2022	Total
\$5,381	\$500	\$500	\$6,381

**Project Summary**

Category/Description	Total Project Cost	Life to Date Actual	FY 2021 Estimate	Total 6 Years	Budget Year FY 2022	FY 2023	FY 2024	FY 2025	FY 2026	FY 2027	Beyond 6 Years
<b>EXPENDITURE</b>											
PLANS	\$700	\$—	\$100	\$600	\$100	\$100	\$100	\$100	\$100	\$100	\$—
LAND	—	—	—	—	—	—	—	—	—	—	—
CONSTR	3,237	437	400	2,400	400	400	400	400	400	400	—
EQUIP	—	—	—	—	—	—	—	—	—	—	—
OTHER	4,944	4,944	—	—	—	—	—	—	—	—	—
<b>TOTAL</b>	<b>\$8,881</b>	<b>\$5,381</b>	<b>\$500</b>	<b>\$3,000</b>	<b>\$500</b>	<b>\$500</b>	<b>\$500</b>	<b>\$500</b>	<b>\$500</b>	<b>\$500</b>	<b>\$—</b>
<b>FUNDING</b>											
SW BONDS	\$5,528	\$2,157	\$371	\$3,000	\$500	\$500	\$500	\$500	\$500	\$500	\$—
OTHER	3,353	3,353	—	—	—	—	—	—	—	—	—
<b>TOTAL</b>	<b>\$8,881</b>	<b>\$5,510</b>	<b>\$371</b>	<b>\$3,000</b>	<b>\$500</b>	<b>\$500</b>	<b>\$500</b>	<b>\$500</b>	<b>\$500</b>	<b>\$500</b>	<b>\$—</b>
<b>OPERATING IMPACT</b>											
PERSONNEL				\$—	\$—	\$—	\$—	\$—	\$—	\$—	
OPERATING				—	—	—	—	—	—	—	
DEBT				—	—	—	—	—	—	—	
OTHER				—	—	—	—	—	—	—	
<b>TOTAL</b>				<b>\$—</b>	<b>\$—</b>	<b>\$—</b>	<b>\$—</b>	<b>\$—</b>	<b>\$—</b>	<b>\$—</b>	



**Description:** This fund will provide a source of additional appropriation for possible cost overruns of funded projects in the capital program and for new projects unforeseen at the time the capital improvement program (CIP) is approved. This project will authorize the County Executive to approve appropriation transfers up to \$250,000 to previously authorized projects. New project authorizations will require the approval of a majority of the Council.

**Justification:** Estimates used for programming could be lower than the final engineering design costs, land acquisition and construction costs due to unforeseen inflation and other issues which are difficult to forecast.

**Highlights:** 'Other' funds may come from transfers from projects having a balance subsequent to their completion, or from stormwater operating funds.

**Enabling Legislation:** Not Applicable

Location		Status	
Address	Countywide	Project Status	Continued
Council District	Countywide	Class	Non Construction
Planning Area	Not Assigned	Land Status	No Land Involved

**PROJECT MILESTONES**

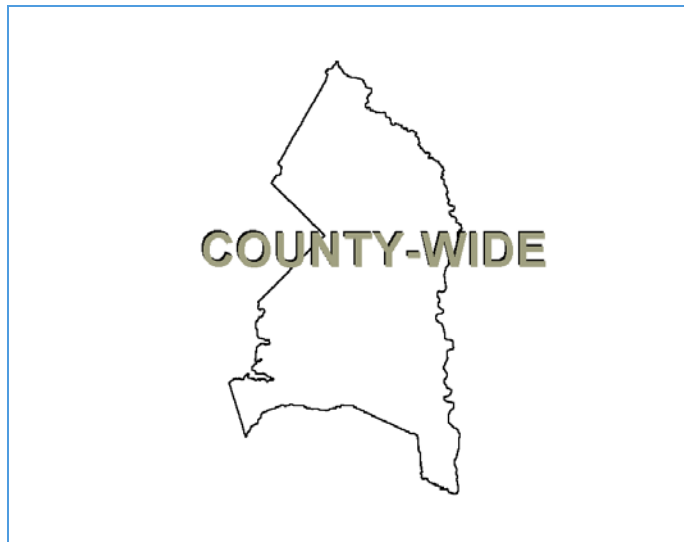
	Estimate	Actual
1 <sup>st</sup> Year in Capital Program		FY 1989
1 <sup>st</sup> Year in Capital Budget		FY 1989
Completed Design		Ongoing
Began Construction		Ongoing
Project Completion		Ongoing

**CUMULATIVE APPROPRIATION (000'S)**

Life to Date	FY 2021 Estimate	FY 2022	Total
\$1	\$1,000	\$0	\$1,001

**Project Summary**

Category/Description	Total Project Cost	Life to Date Actual	FY 2021 Estimate	Total 6 Years	Budget Year FY 2022	FY 2023	FY 2024	FY 2025	FY 2026	FY 2027	Beyond 6 Years
<b>EXPENDITURE</b>											
PLANS	\$—	\$—	\$—	\$—	\$—	\$—	\$—	\$—	\$—	\$—	\$—
LAND	—	—	—	—	—	—	—	—	—	—	—
CONSTR	6,000	—	1,000	5,000	—	1,000	1,000	1,000	1,000	1,000	—
EQUIP	—	—	—	—	—	—	—	—	—	—	—
OTHER	1	1	—	—	—	—	—	—	—	—	—
<b>TOTAL</b>	<b>\$6,001</b>	<b>\$1</b>	<b>\$1,000</b>	<b>\$5,000</b>	<b>\$—</b>	<b>\$1,000</b>	<b>\$1,000</b>	<b>\$1,000</b>	<b>\$1,000</b>	<b>\$1,000</b>	<b>\$—</b>
<b>FUNDING</b>											
SW BONDS	\$5,712	\$—	\$712	\$5,000	\$—	\$1,000	\$1,000	\$1,000	\$1,000	\$1,000	\$—
OTHER	289	289	—	—	—	—	—	—	—	—	—
<b>TOTAL</b>	<b>\$6,001</b>	<b>\$289</b>	<b>\$712</b>	<b>\$5,000</b>	<b>\$—</b>	<b>\$1,000</b>	<b>\$1,000</b>	<b>\$1,000</b>	<b>\$1,000</b>	<b>\$1,000</b>	<b>\$—</b>
<b>OPERATING IMPACT</b>											
PERSONNEL				\$—	\$—	\$—	\$—	\$—	\$—	\$—	
OPERATING				—	—	—	—	—	—	—	
DEBT				—	—	—	—	—	—	—	
OTHER				—	—	—	—	—	—	—	
<b>TOTAL</b>				<b>\$—</b>	<b>\$—</b>	<b>\$—</b>	<b>\$—</b>	<b>\$—</b>	<b>\$—</b>	<b>\$—</b>	



**Description:** The project determines the condition of the storm drain system, which will provide a basis for a large scale repair of storm drain infrastructure throughout the County. Ponds identified as deficient will be corrected, constructed and landscaped. Several County-wide initiatives are also funded here - Right Tree Right Place, Growing Green with Pride, tree plantings for water quality and a comprehensive street tree inventory.

**Justification:** The County's stormwater management infrastructure is aging and in need of extensive and expensive repairs. These initiatives will assess the condition of the existing infrastructure, improve and restore functional operation and design intent, and enhance community participation with stormwater management (SWM) facilities.

**Highlights:** The Storm Drain Inventory should be complete in FY 2022. The deficient pond program continues to move forward with failing ponds being continually repaired. Work from the completed Street Tree Replacement Program continues to proceed successfully.

**Enabling Legislation:** Not Applicable

Location		Status	
Address	Countywide	Project Status	Under Construction
Council District	Countywide	Class	Rehabilitation
Planning Area	Not Assigned	Land Status	Publicly Owned Land

**PROJECT MILESTONES**

	Estimate	Actual
1 <sup>st</sup> Year in Capital Program		FY 2010
1 <sup>st</sup> Year in Capital Budget		FY 2010
Completed Design		Ongoing
Began Construction		Ongoing
Project Completion		Ongoing

**CUMULATIVE APPROPRIATION (000'S)**

Life to Date	FY 2021 Estimate	FY 2022	Total
\$36,171	\$6,319	\$5,503	\$47,993

**Project Summary**

Category/Description	Total Project Cost	Life to Date Actual	FY 2021 Estimate	Total 6 Years	Budget Year FY 2022	FY 2023	FY 2024	FY 2025	FY 2026	FY 2027	Beyond 6 Years
<b>EXPENDITURE</b>											
PLANS	\$10,123	\$8,982	\$781	\$360	\$360	\$—	\$—	\$—	\$—	\$—	\$—
LAND	—	—	—	—	—	—	—	—	—	—	—
CONSTR	64,781	16,600	5,538	42,643	5,143	7,500	7,500	7,500	7,500	7,500	—
EQUIP	—	—	—	—	—	—	—	—	—	—	—
OTHER	10,589	10,589	—	—	—	—	—	—	—	—	—
<b>TOTAL</b>	<b>\$85,493</b>	<b>\$36,171</b>	<b>\$6,319</b>	<b>\$43,003</b>	<b>\$5,503</b>	<b>\$7,500</b>	<b>\$7,500</b>	<b>\$7,500</b>	<b>\$7,500</b>	<b>\$7,500</b>	<b>\$—</b>
<b>FUNDING</b>											
SW BONDS	\$85,470	\$41,108	\$1,359	\$43,003	\$5,503	\$7,500	\$7,500	\$7,500	\$7,500	\$7,500	\$—
OTHER	23	23	—	—	—	—	—	—	—	—	—
<b>TOTAL</b>	<b>\$85,493</b>	<b>\$41,131</b>	<b>\$1,359</b>	<b>\$43,003</b>	<b>\$5,503</b>	<b>\$7,500</b>	<b>\$7,500</b>	<b>\$7,500</b>	<b>\$7,500</b>	<b>\$7,500</b>	<b>\$—</b>
<b>OPERATING IMPACT</b>											
PERSONNEL				\$—	\$—	\$—	\$—	\$—	\$—	\$—	
OPERATING				—	—	—	—	—	—	—	
DEBT				—	—	—	—	—	—	—	
OTHER				—	—	—	—	—	—	—	
<b>TOTAL</b>				<b>\$—</b>	<b>\$—</b>	<b>\$—</b>	<b>\$—</b>	<b>\$—</b>	<b>\$—</b>	<b>\$—</b>	



**Description:** There are Stormwater Best Management Practice (BMP) structures that have been identified throughout the County that are beyond a maintenance effort. These structures were permitted as publicly maintained but were not accepted into the public inventory. The structures will be removed and replaced or reconstructed to provide water quality and water quantity benefits to the County's National Pollutant Discharge Elimination System (NPDES), Municipal Separate Storm Sewer System (MS4) Discharge Permit.

**Justification:** This project is required to meet the requirements of the County's NPDES/MS4 Permit for the maintenance of storm water best management practice facilities.

**Highlights:** FY 2023 funding supports the removal, replacement, and/or reconstruction of the Storm Water BMP structures.

**Enabling Legislation:** Not Applicable

Location		Status	
Address	Countywide	Project Status	Under Construction
Council District	Countywide	Class	New Construction
Planning Area	Not Assigned	Land Status	Publicly Owned Land

**PROJECT MILESTONES**

	Estimate	Actual
1 <sup>st</sup> Year in Capital Program		FY 2022
1 <sup>st</sup> Year in Capital Budget		FY XXXX
Completed Design		N/A
Began Construction	FY 2023	
Project Completion	TBD	

**CUMULATIVE APPROPRIATION (000'S)**

Life to Date	FY 2021 Estimate	FY 2022	Total
\$0	\$0	\$0	\$0

**Project Summary**

Category/Description	Total Project Cost	Life to Date Actual	FY 2021 Estimate	Total 6 Years	Budget Year FY 2022	FY 2023	FY 2024	FY 2025	FY 2026	FY 2027	Beyond 6 Years
<b>EXPENDITURE</b>											
PLANS	\$—	\$—	\$—	\$—	\$—	\$—	\$—	\$—	\$—	\$—	\$—
LAND	—	—	—	—	—	—	—	—	—	—	—
CONSTR	45,500	—	—	37,000	—	6,000	7,000	8,000	8,000	8,000	8,500
EQUIP	—	—	—	—	—	—	—	—	—	—	—
OTHER	—	—	—	—	—	—	—	—	—	—	—
<b>TOTAL</b>	<b>\$45,500</b>	<b>\$—</b>	<b>\$—</b>	<b>\$37,000</b>	<b>\$—</b>	<b>\$6,000</b>	<b>\$7,000</b>	<b>\$8,000</b>	<b>\$8,000</b>	<b>\$8,000</b>	<b>\$8,500</b>
<b>FUNDING</b>											
SW BONDS	\$45,500	\$—	\$—	\$37,000	\$—	\$6,000	\$7,000	\$8,000	\$8,000	\$8,000	\$8,500
<b>TOTAL</b>	<b>\$45,500</b>	<b>\$—</b>	<b>\$—</b>	<b>\$37,000</b>	<b>\$—</b>	<b>\$6,000</b>	<b>\$7,000</b>	<b>\$8,000</b>	<b>\$8,000</b>	<b>\$8,000</b>	<b>\$8,500</b>
<b>OPERATING IMPACT</b>											
PERSONNEL				\$—	\$—	\$—	\$—	\$—	\$—	\$—	
OPERATING				—	—	—	—	—	—	—	
DEBT				—	—	—	—	—	—	—	
OTHER				—	—	—	—	—	—	—	
<b>TOTAL</b>				<b>\$—</b>	<b>\$—</b>	<b>\$—</b>	<b>\$—</b>	<b>\$—</b>	<b>\$—</b>	<b>\$—</b>	





**Description:** This program consists of flood protection and drainage relief projects for the College Park, Calvert Hills area that will address surface run-off causing home flooding, alleviate road flooding and correct residential yard drainage deficiencies. Also included are municipal participation, storm drain acceptance projects and flood warning systems. Right of way from property owners directly benefiting from project improvements must be provided at no cost to the County. This project will fund the Calvert Hills Storm Drain Improvement Project and anticipated future strategies on adverse drainage and flood mitigation projects.

**Justification:** This program provides flood mitigation and drainage improvement to existing storm drain infrastructure and residential structures which cannot be corrected through the County's Department of Public Works and Transportation maintenance program. This can be appropriate in locations where opportunities to achieve NPDES/MS4 compliance and impervious restoration credits can be combined with drainage remediation projects.

**Highlights:** This project was originally a sub-project under the Flood Protection and Drainage CIP project.

**Enabling Legislation:** Not Applicable

Location		Status	
Address	Various Locations	Project Status	New
Council District	Various	Class	Rehabilitation
Planning Area	Not Assigned	Land Status	Publicly Owned Land

**PROJECT MILESTONES**

	Estimate	Actual
1 <sup>st</sup> Year in Capital Program		FY 2022
1 <sup>st</sup> Year in Capital Budget		FY 2022
Completed Design	FY 2022	
Began Construction	FY 2022	
Project Completion	TBD	

**CUMULATIVE APPROPRIATION (000'S)**

Life to Date	FY 2021 Estimate	FY 2022	Total
\$0	\$0	\$9,341	\$9,341

**Project Summary**

Category/Description	Total Project Cost	Life to Date Actual	FY 2021 Estimate	Total 6 Years	Budget Year FY 2022	FY 2023	FY 2024	FY 2025	FY 2026	FY 2027	Beyond 6 Years
<b>EXPENDITURE</b>											
PLANS	\$697	\$—	\$—	\$697	\$697	\$—	\$—	\$—	\$—	\$—	\$—
LAND	—	—	—	—	—	—	—	—	—	—	—
CONSTR	15,738	—	—	15,738	8,644	5,843	1,251	—	—	—	—
EQUIP	—	—	—	—	—	—	—	—	—	—	—
OTHER	—	—	—	—	—	—	—	—	—	—	—
<b>TOTAL</b>	<b>\$16,435</b>	<b>\$—</b>	<b>\$—</b>	<b>\$16,435</b>	<b>\$9,341</b>	<b>\$5,843</b>	<b>\$1,251</b>	<b>\$—</b>	<b>\$—</b>	<b>\$—</b>	<b>\$—</b>
<b>FUNDING</b>											
STATE	\$5,000	\$—	\$—	\$5,000	\$5,000	\$—	\$—	\$—	\$—	\$—	\$—
SW BONDS	11,435	—	—	11,435	4,341	5,843	1,251	—	—	—	—
<b>TOTAL</b>	<b>\$16,435</b>	<b>\$—</b>	<b>\$—</b>	<b>\$16,435</b>	<b>\$9,341</b>	<b>\$5,843</b>	<b>\$1,251</b>	<b>\$—</b>	<b>\$—</b>	<b>\$—</b>	<b>\$—</b>
<b>OPERATING IMPACT</b>											
PERSONNEL				\$—	\$—	\$—	\$—	\$—	\$—	\$—	\$—
OPERATING				—	—	—	—	—	—	—	—
DEBT				—	—	—	—	—	—	—	—
OTHER				—	—	—	—	—	—	—	—
<b>TOTAL</b>				<b>\$—</b>	<b>\$—</b>	<b>\$—</b>	<b>\$—</b>	<b>\$—</b>	<b>\$—</b>	<b>\$—</b>	<b>\$—</b>

