

Hospitals

AGENCY OVERVIEW

THE CAPITAL BUDGET OF THE DIMENSIONS HEALTHCARE SYSTEM IS SEPARATE AND DISTINCT FROM THE COUNTY'S CAPITAL IMPROVEMENT PROGRAM. IT IS BEING SHOWN HERE FOR INFORMATIONAL PURPOSES ONLY.

Agency Description

Dimensions Healthcare System was formed in 1982 and is an integrated, not-for-profit healthcare system serving residents of Prince George's County and the surrounding area. Dimensions and its member institutions and affiliated organizations provide comprehensive quality healthcare services ranging from prenatal care, to behavioral healthcare, to rehabilitation services.

Facilities

Affiliate locations include Prince George's Hospital Center, Laurel Regional Hospital, Bowie Health Center, Gladys Spellman Specialty Hospital & Nursing Center, Larkin Chase Nursing and Rehabilitation Center.

Program Highlights

- In FY 2021, construction was completed on the Regional Medical Center. This was a commitment to construct between the State, County, Dimensions (or another private entity) each providing approximately \$208 million toward the project cost.
- In FY 2015, the County provided \$1 million in general obligation bond proceeds for the surgical wing upgrade of the Doctors Community Hospital.
- In FY 2014, the State provided a \$10 million grant to the Prince George's County Government in collaboration with the State, Dimensions Healthcare, University of Maryland Medical System and the University System of Maryland to make

improvements to existing health facilities in the Prince George's County Hospital System.

- In FY 2013, the State provided a grant to the Prince George's County Government for capital improvements to the Prince George's Hospital Center (\$7,420,000), Bowie Health Center (\$200,000) and Laurel Regional Hospital Center (\$2,380,000).
- In FY 2012, the State provided a grant to the Prince George's County Government for capital improvements to the Prince George's Hospital Center (\$2,000,000) and Laurel Regional Hospital Center (\$2,000,000).
- In FY 2007, the State provided an additional \$4 million grant for improvements to the Prince George's Hospital Center.
- In FY 2006, the State provided a \$5 million grant to the County for critical infrastructure needs at the Prince George's Hospital Center.
- In FY 2005, the State provided two grants to the Prince George's County Government for capital improvements to the Prince George's Hospital Center (\$4,025,000 and \$300,000) and one grant to the Laurel Regional Hospital (\$675,000). These grants were used for plans, design, renovation and capital equipment for the emergency departments at both hospitals. Also, critical infrastructure deficiencies were repaired with the grant funds.

New Projects

None

Deleted Projects

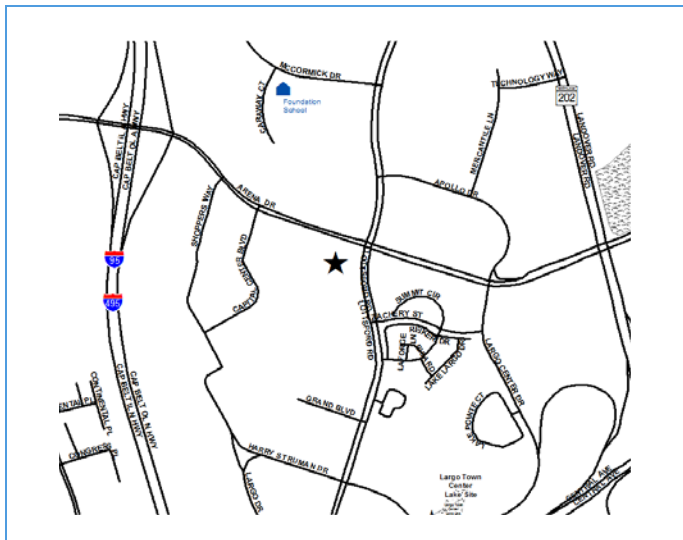
None

Program Summary

Category/Description	Total Project Cost	Life to Date Actual	FY 2021 Estimate	Total 6 Years	Budget Year FY 2022	FY 2023	FY 2024	FY 2025	FY 2026	FY 2027	Beyond 6 Years
EXPENDITURE											
PLANS	\$3,000	\$3,000	\$—	\$—	\$—	\$—	\$—	\$—	\$—	\$—	\$—
LAND	2,000	2,000	—	—	—	—	—	—	—	—	—
CONSTR	221,000	221,000	—	—	—	—	—	—	—	—	—
EQUIP	5,720	5,720	—	—	—	—	—	—	—	—	—
OTHER	15,280	15,280	—	—	—	—	—	—	—	—	—
TOTAL	\$247,000	\$247,000	\$—	\$—	\$—	\$—	\$—	\$—	\$—	\$—	\$—
FUNDING											
GO BONDS	\$1,000	\$1,000	\$—	\$—	\$—	\$—	\$—	\$—	\$—	\$—	\$—
STATE	38,000	38,000	—	—	—	—	—	—	—	—	—
OTHER	208,000	208,000	—	—	—	—	—	—	—	—	—
TOTAL	\$247,000	\$247,000	\$—	\$—	\$—	\$—	\$—	\$—	\$—	\$—	\$—
OPERATING IMPACT											
PERSONNEL				\$—	\$—	\$—	\$—	\$—	\$—	\$—	
OPERATING				—	—	—	—	—	—	—	
DEBT				—	—	—	—	—	—	—	
OTHER				—	—	—	—	—	—	—	
TOTAL				\$—	\$—	\$—	\$—	\$—	\$—	\$—	

Project Listing

CIP ID#	Project Name	Address	Planning Area	Council District	Project Class	Total Project Cost (000)	Completion Date
8.98.0003	Bowie Health Center	15001 Health Center Drive, Bowie	City of Bowie	Four	New Construction	\$250	TBD
8.98.0002	Doctors Community Hospital	8118 Good Luck Road, Lanham	Greenbelt & Vicinity	Three	New Construction	1,000	TBD
8.98.0004	Laurel Regional Hospital	7300 Van Dusen Road, Laurel	Northwestern	One	New Construction	10,455	TBD
8.98.0005	Prince George's Hospital Center	3001 Hospital Drive, Cheverly	Defense Hgts. - Bladensbur & Vicinity	Five	New Construction	27,295	TBD
8.98.0001	Regional Medical Center	Lottsford Road & Arena Drive, Largo	Largo-Lottsford	Six	Rehabilitation	208,000	FY 2021
Program Total						\$247,000	
NUMBER OF PROJECTS = 5							



Description: This project is to construct a new Regional Medical Center (RMC) and make improvements to existing health facilities in the Prince George's Hospital System. Funding is provided based on a Memorandum of Understanding entered into by the State.

Justification: The new Regional Medical Center will be a state-of-the-art facility, which is being constructed as a part of a strategy to transform the County's healthcare system into an efficient, effective and financially viable healthcare delivery system.

Highlights: This project remains unchanged from the FY 2019 Approved CIP. Project construction was completed in FY 2021.

Enabling Legislation: Not Applicable

Location		Status	
Address	Lottsford Road & Arena Drive, Largo	Project Status	Closing - Finance
Council District	Six	Class	Rehabilitation
Planning Area	Largo-Lottsford	Land Status	Site Selected Only

PROJECT MILESTONES

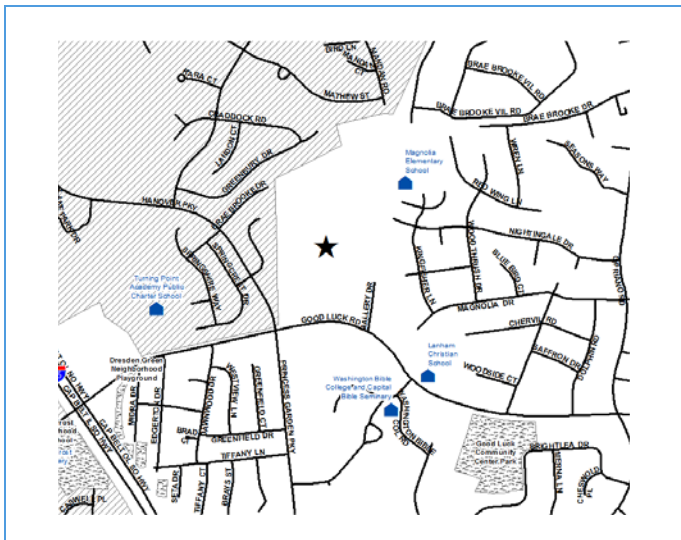
	Estimate	Actual
1 st Year in Capital Program		FY 2014
1 st Year in Capital Budget		FY 2014
Completed Design		FY 2016
Began Construction		FY 2018
Project Completion		FY 2021

CUMULATIVE APPROPRIATION (000'S)

Life to Date	FY 2021 Estimate	FY 2022	Total
\$208,000	\$0	\$0	\$208,000

Project Summary

Category/Description	Total Project Cost	Life to Date Actual	FY 2021 Estimate	Total 6 Years	Budget Year FY 2022	FY 2023	FY 2024	FY 2025	FY 2026	FY 2027	Beyond 6 Years
EXPENDITURE											
PLANS	\$3,000	\$3,000	\$—	\$—	\$—	\$—	\$—	\$—	\$—	\$—	\$—
LAND	2,000	2,000	—	—	—	—	—	—	—	—	—
CONSTR	201,500	201,500	—	—	—	—	—	—	—	—	—
EQUIP	1,000	1,000	—	—	—	—	—	—	—	—	—
OTHER	500	500	—	—	—	—	—	—	—	—	—
TOTAL	\$208,000	\$208,000	\$—	\$—	\$—	\$—	\$—	\$—	\$—	\$—	\$—
FUNDING											
OTHER	\$208,000	\$208,000	\$—	\$—	\$—	\$—	\$—	\$—	\$—	\$—	\$—
TOTAL	\$208,000	\$208,000	\$—	\$—	\$—	\$—	\$—	\$—	\$—	\$—	\$—
OPERATING IMPACT											
PERSONNEL				\$—	\$—	\$—	\$—	\$—	\$—	\$—	
OPERATING				—	—	—	—	—	—	—	
DEBT				—	—	—	—	—	—	—	
OTHER				—	—	—	—	—	—	—	
TOTAL				\$—	\$—	\$—	\$—	\$—	\$—	\$—	



Description: This project provides for the surgical wing upgrade of the Doctors Community Hospital.

Justification: The facility needs to be renovated to improve service to its patients.

Highlights: This project remains unchanged from the FY 2019 Approved CIP.

Enabling Legislation: CB-47-2014

Location		Status	
Address	8118 Good Luck Road, Lanham	Project Status	Closing - Finance
Council District	Three	Class	New Construction
Planning Area	Greenbelt & Vicinity	Land Status	No Land Involved

PROJECT MILESTONES

	Estimate	Actual
1 st Year in Capital Program		FY 2015
1 st Year in Capital Budget		FY 2015
Completed Design	TBD	
Began Construction	TBD	
Project Completion	TBD	

CUMULATIVE APPROPRIATION (000'S)

Life to Date	FY 2021 Estimate	FY 2022	Total
\$1,000	\$0	\$0	\$1,000

Project Summary

Category/Description	Total Project Cost	Life to Date Actual	FY 2021 Estimate	Total 6 Years	Budget Year FY 2022	FY 2023	FY 2024	FY 2025	FY 2026	FY 2027	Beyond 6 Years
EXPENDITURE											
PLANS	\$—	\$—	\$—	\$—	\$—	\$—	\$—	\$—	\$—	\$—	\$—
LAND	—	—	—	—	—	—	—	—	—	—	—
CONSTR	1,000	1,000	—	—	—	—	—	—	—	—	—
EQUIP	—	—	—	—	—	—	—	—	—	—	—
OTHER	—	—	—	—	—	—	—	—	—	—	—
TOTAL	\$1,000	\$1,000	\$—	\$—	\$—	\$—	\$—	\$—	\$—	\$—	\$—
FUNDING											
GO BONDS	\$1,000	\$1,000	\$—	\$—	\$—	\$—	\$—	\$—	\$—	\$—	\$—
TOTAL	\$1,000	\$1,000	\$—	\$—	\$—	\$—	\$—	\$—	\$—	\$—	\$—
OPERATING IMPACT											
PERSONNEL				\$—	\$—	\$—	\$—	\$—	\$—	\$—	
OPERATING				—	—	—	—	—	—	—	
DEBT				—	—	—	—	—	—	—	
OTHER				—	—	—	—	—	—	—	
TOTAL				\$—	\$—	\$—	\$—	\$—	\$—	\$—	



Description: This project includes portable capital equipping of the Bowie Health Center as well as systemic repairs.

Justification: The State has provided this grant to the Bowie Health Center under its capital budget, House Bill 101, Chapter 424, which was approved by the Governor on May 16, 2013. There are no matching fund requirements.

Highlights: This project remains unchanged from the FY 2019 Approved CIP.

Enabling Legislation: Not Applicable

Location		Status	
Address	15001 Health Center Drive, Bowie	Project Status	Closing - Finance
Council District	Four	Class	New Construction
Planning Area	City of Bowie	Land Status	No Land Involved

PROJECT MILESTONES

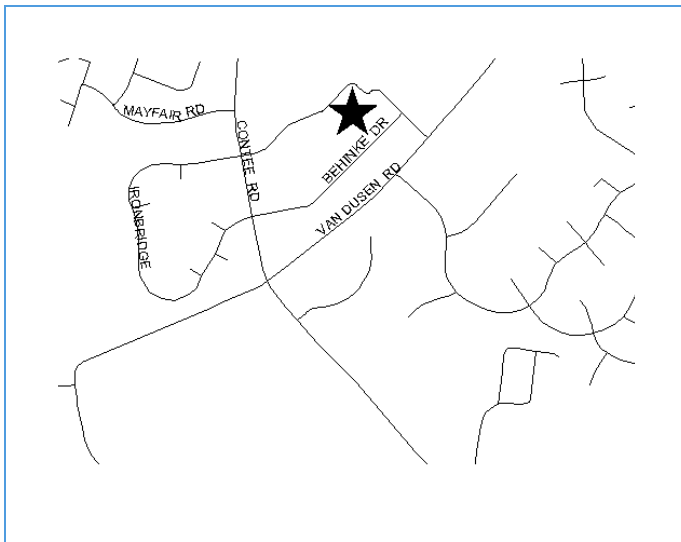
	Estimate	Actual
1 st Year in Capital Program		FY 2012
1 st Year in Capital Budget		FY 2015
Completed Design	TBD	
Began Construction	TBD	
Project Completion	TBD	

CUMULATIVE APPROPRIATION (000'S)

Life to Date	FY 2021 Estimate	FY 2022	Total
\$250	\$0	\$0	\$250

Project Summary

Category/Description	Total Project Cost	Life to Date Actual	FY 2021 Estimate	Total 6 Years	Budget Year FY 2022	FY 2023	FY 2024	FY 2025	FY 2026	FY 2027	Beyond 6 Years
EXPENDITURE											
PLANS	\$—	\$—	\$—	\$—	\$—	\$—	\$—	\$—	\$—	\$—	\$—
LAND	—	—	—	—	—	—	—	—	—	—	—
CONSTR	—	—	—	—	—	—	—	—	—	—	—
EQUIP	200	200	—	—	—	—	—	—	—	—	—
OTHER	50	50	—	—	—	—	—	—	—	—	—
TOTAL	\$250	\$250	\$—	\$—	\$—	\$—	\$—	\$—	\$—	\$—	\$—
FUNDING											
STATE	\$250	\$250	\$—	\$—	\$—	\$—	\$—	\$—	\$—	\$—	\$—
TOTAL	\$250	\$250	\$—	\$—	\$—	\$—	\$—	\$—	\$—	\$—	\$—
OPERATING IMPACT											
PERSONNEL				\$—	\$—	\$—	\$—	\$—	\$—	\$—	
OPERATING				—	—	—	—	—	—	—	
DEBT				—	—	—	—	—	—	—	
OTHER				—	—	—	—	—	—	—	
TOTAL				\$—	\$—	\$—	\$—	\$—	\$—	\$—	



Description: This project includes portable capital equipping of the Laurel Regional Hospital and various systemic repairs.

Justification: The State provided a grant to the Laurel Regional Hospital under its capital budget, House Bill 101, Chapter 424, which was approved by the Governor on May 16, 2013. There are no matching fund requirements.

Highlights: This project remains unchanged from the FY 2019 Approved CIP.

Enabling Legislation: Not Applicable

Location		Status	
Address	7300 Van Dusen Road, Laurel	Project Status	Closing - Finance
Council District	One	Class	New Construction
Planning Area	Northwestern	Land Status	No Land Involved

PROJECT MILESTONES

	Estimate	Actual
1 st Year in Capital Program		FY 2005
1 st Year in Capital Budget		FY 2005
Completed Design	TBD	
Began Construction	TBD	
Project Completion	TBD	

CUMULATIVE APPROPRIATION (000'S)

Life to Date	FY 2021 Estimate	FY 2022	Total
\$10,455	\$0	\$0	\$10,455

Project Summary

Category/Description	Total Project Cost	Life to Date Actual	FY 2021 Estimate	Total 6 Years	Budget Year FY 2022	FY 2023	FY 2024	FY 2025	FY 2026	FY 2027	Beyond 6 Years
EXPENDITURE											
PLANS	\$—	\$—	\$—	\$—	\$—	\$—	\$—	\$—	\$—	\$—	\$—
LAND	—	—	—	—	—	—	—	—	—	—	—
CONSTR	675	675	—	—	—	—	—	—	—	—	—
EQUIP	1,620	1,620	—	—	—	—	—	—	—	—	—
OTHER	8,160	8,160	—	—	—	—	—	—	—	—	—
TOTAL	\$10,455	\$10,455	\$—	\$—	\$—	\$—	\$—	\$—	\$—	\$—	\$—
FUNDING											
STATE	\$10,455	\$10,455	\$—	\$—	\$—	\$—	\$—	\$—	\$—	\$—	\$—
TOTAL	\$10,455	\$10,455	\$—	\$—	\$—	\$—	\$—	\$—	\$—	\$—	\$—
OPERATING IMPACT											
PERSONNEL				\$—	\$—	\$—	\$—	\$—	\$—	\$—	
OPERATING				—	—	—	—	—	—	—	
DEBT				—	—	—	—	—	—	—	
OTHER				—	—	—	—	—	—	—	
TOTAL				\$—	\$—	\$—	\$—	\$—	\$—	\$—	



Description: This project provides for portable capital equipping of the Prince George's Hospital Center and various systemic repairs.

Justification: The State provided this grant to the Prince George's Hospital Center under its capital budget, House Bill 71, Chapter 396, which was approved by the Governor on May 19, 2011. There are no matching fund requirements.

Highlights: This project remains unchanged from the FY 2019 Approved CIP.

Enabling Legislation: Not Applicable

Location		Status	
Address	3001 Hospital Drive, Cheverly	Project Status	Closing - Finance
Council District	Five	Class	New Construction
Planning Area	Defense Hgts. - Bladensbur & Vicinity	Land Status	No Land Involved

PROJECT MILESTONES

	Estimate	Actual
1 st Year in Capital Program		FY 2005
1 st Year in Capital Budget		FY 2005
Completed Design	TBD	
Began Construction	TBD	
Project Completion	TBD	

CUMULATIVE APPROPRIATION (000'S)

Life to Date	FY 2021 Estimate	FY 2022	Total
\$27,295	\$0	\$0	\$27,295

Project Summary

Category/Description	Total Project Cost	Life to Date Actual	FY 2021 Estimate	Total 6 Years	Budget Year FY 2022	FY 2023	FY 2024	FY 2025	FY 2026	FY 2027	Beyond 6 Years
EXPENDITURE											
PLANS	\$—	\$—	\$—	\$—	\$—	\$—	\$—	\$—	\$—	\$—	\$—
LAND	—	—	—	—	—	—	—	—	—	—	—
CONSTR	17,825	17,825	—	—	—	—	—	—	—	—	—
EQUIP	2,900	2,900	—	—	—	—	—	—	—	—	—
OTHER	6,570	6,570	—	—	—	—	—	—	—	—	—
TOTAL	\$27,295	\$27,295	\$—	\$—	\$—	\$—	\$—	\$—	\$—	\$—	\$—
FUNDING											
STATE	\$27,295	\$27,295	\$—	\$—	\$—	\$—	\$—	\$—	\$—	\$—	\$—
TOTAL	\$27,295	\$27,295	\$—	\$—	\$—	\$—	\$—	\$—	\$—	\$—	\$—
OPERATING IMPACT											
PERSONNEL				\$—	\$—	\$—	\$—	\$—	\$—	\$—	
OPERATING				—	—	—	—	—	—	—	
DEBT				—	—	—	—	—	—	—	
OTHER				—	—	—	—	—	—	—	
TOTAL				\$—	\$—	\$—	\$—	\$—	\$—	\$—	