


CREATING RESILIENT COMMUNITIES: A WEBINAR SERIES

Response

Presented by:


Shelly Gooding, MA, CEM, Emergency Planner



Family Emergency Plan

- A Family Emergency Plan guides the preparations, communications, and procedures for your family to respond in a disaster.
- A family emergency plan may help ensure that:
 - it is written down,
 - commit it to memory,
 - educate all family members;
 - and practice it well.





6 Steps

1. Written Evacuation Plan

- Evacuation Route
- Transportation
- Protect Your Home
- Evacuating Children
- Disaster Preparedness for Seniors and Disabled Persons
- Pet Evacuation Plan
- Meeting Locations
- Evacuation Drills

2. Emergency Contact Plan

3. Shelter Plan


4. Build an Emergency Kit

5. Important Papers to Keep in Case of Emergency

6. Staying Informed




6 steps to
success



Evacuation Plan


- Evacuation is a stressful scenario that most people hope they're never forced to do.
- Some homeowners wait until the last possible minute to evacuate, hoping that the emergency will dissipate before it reaches their property. That's a risky and often fatal strategy.
- Your family emergency plan should contain instructions on what to do if you're ordered to evacuate, streamlining the steps required to get out the door as soon as possible.



Evacuation Route

- You should take into consideration the ages of your family members and your family's special and medical needs, as well as the following factors:
 - Know where you are going
 - Plan multiple routes
- Remember, your evacuation route should ultimately take you to a safe shelter that's removed from the disaster area.






Transportation

- What if you don't have access to a vehicle?
- What if a road-damaging event occurs that renders driving impossible?






Protect Your Home

- If you suspect that evacuation is imminent, be sure to unplug all appliances and electrical equipment, lock your windows and doors, and consider shutting off your gas. If there's a risk of flooding, move furniture and appliances to a higher floor.
- If you've received a notice to evacuate immediately, don't waste any time rearranging your home!






Evacuating Children

- Children may be naturally frightened during an evacuation.
- If the child has a preferred stuffed animal, toy, or blanket, be sure to bring it during the evacuation so that the child may have it for comfort.
- Involve the whole family in your family plan.






Disaster Preparedness Guide for Elders and Disabled Persons

- For elderly and disabled persons, make sure you bring the necessary materials such as:
 - Wheelchairs and walkers
 - Shower chair/tub-transfer equipment
 - Ample supply of backup power for electrical devices
 - Medicine/medical supplies
- Some family members might need handicapped-accessible transportation, so be sure to make proper transportation arrangements for them, if necessary.





Pet Evacuation Plan


- Have an evacuation plan for your pet.
- When you evacuate, make sure you bring:
 - Food and water for your pet
 - Shelter for your pet such as a cage or kennel
 - Pets medicine
 - Collar with ID tag and a harness or leash
 - Grooming items
- Sanitation needs
- A picture of you and your pet together
- Familiar items
- Develop a buddy system
- Have your pet micro chipped



What you probably don't know about disaster preparedness for pets #1

Many disaster evacuation centers can't accept pets.

Thinkstock



Meeting Locations


- What if an emergency breaks out and your family members are separated in different parts of town?
- In case of separation, you should plan on a pre-arranged meeting place for your family to regroup.



Evacuating Drills

- Practice evacuation scenarios that require you to collect materials, use evacuation routes, and gather at pre-determined shelters or meeting places.
- If a real emergency happens, your family will be well-trained on what to do and where to go!





Emergency Contact Plan

- Establish reliable forms of communication.
- Consider long distance emergency contacts.
- Choose two to three people who live further away and make sure that everyone in your family has those phone numbers **written down or saved in their phone** in case you can't contact each other.

Emergency Contacts

www.tootsweet4two.com



Police (non-emergency): _____

Fire Department (non-emergency): _____

Poison Control: _____

Additional Emergency Contact Numbers:

MEDICAL CONTACTS

Hospital: _____ Family Doctor: _____
 Other Doctor: _____ Dentist: _____
 Pharmacy: _____ Vet: _____

UTILITY CONTACTS


Gas/Propane: _____ Electric: _____
 Water: _____ Telephone: _____
 Cable: _____ Other: _____

INSURANCE CONTACTS

Medical/Health Insurance: _____
 Homeowners Insurance: _____
 Automobile Insurance: _____

FAMILY CONTACTS


Name: _____ Phone: _____
 Name: _____ Phone: _____
 Name: _____ Phone: _____
 Name: _____ Phone: _____
 Name: _____ Phone: _____



Shelter Plan


- If you evacuate your home, you'll need to find new shelter in a safe area.
- Make lists of both local shelters and lodging further away that you could evacuate to.





Build a Kit and Important Documents


- An emergency kit is one of the most important items to have ready in an emergency.
- Should an emergency situation occur, you'll want to have all vital documents stored in a single, waterproof container. These papers include:
 - Social Security card
 - Birth certificate
 - Passport
 - Any other official documents that are difficult to replace
- It might be worth your while to scan all of these documents and store your digital records on a cloud-based server so you know that you can access them in case that they're damaged during a disaster.



Staying Informed

- Sign-up for Alert Prince George's
- Emergency Alert System
- NOAA Weather Radio All Hazards (NWR)
- Follow Prince George's County Office of Emergency Management on Social Media






CREATING RESILIENT COMMUNITIES: A WEBINAR SERIES

Resources

Federal Emergency Management Agency
www.ready.gov

Maryland Emergency Management Agency
www.MEMA.Maryland.gov

Prince George's County Office of Emergency Management
oem.mypgc.us



THE END OF ONE
CHAPTER IS JUST
THE BEGINNING OF
ANOTHER...

THANK YOU FOR YOUR
PARTICIPATION!

Don't forget to join us next month!

OCTOBER 15TH AT 7 PM

TOPIC:
Recovery

PRESENTER:
Ehsan Bahador, Emergency Planner