

# Health Department

## AGENCY OVERVIEW

### Agency Description

The Prince George’s County Health Department operates under the general supervision of the Maryland Department of Health and is responsible for implementing State health laws and regulations as well as County health ordinances. The County Health Officer acts in a dual capacity as Deputy State Health Officer and County Health Officer. In addition, the Department is responsible for cooperating with Federal agencies in the implementation of Federal programs and requirements.

### Facilities

The Health Department, headquartered in Largo, provides health services at 14 locations throughout the County. The Dyer Regional Health Center, located in Clinton, serves Southern Prince George’s County, and the Cheverly Health Center, located in Cheverly, serves residents in the Northern and Central parts of Prince George’s County. The Department also operates programs at several leased locations.

### Needs Assessment

The Health Department provides services in buildings where various mechanical systems need to be updated or replaced.

### FY 2023 Funding Source

- General Obligation Bonds – 7.0%
- Federal - 93.0%

### FY 2023-2028 Program Highlights

- Construction will continue for the creation of a headquarters building that will co-locate the administrative offices of the Health Department, the Department of Family Services and the Department of Social Services. The Regional Health and Human Services Center will serve as a centralized focal point for the delivery of services to older adults, persons with disabilities, and family caregivers.
- The improvement and renovations of various health facilities will continue in FY 2023. This includes a fire suppression system upgrade at the Cheverly Health Center, window casement and an upgrade to the clinic front desk at the Dyer Health Center and an update to the elevator cab at the Largo Administration Building. Funding decreases due to the anticipated opening of the Cheverly Replacement Building in FY 2023.
- Construction will continue for the Cheverly Building Replacement to serve clinical mental health and substance abuse needs.

### New Projects

None

### Deleted Projects

None

### Revised Projects

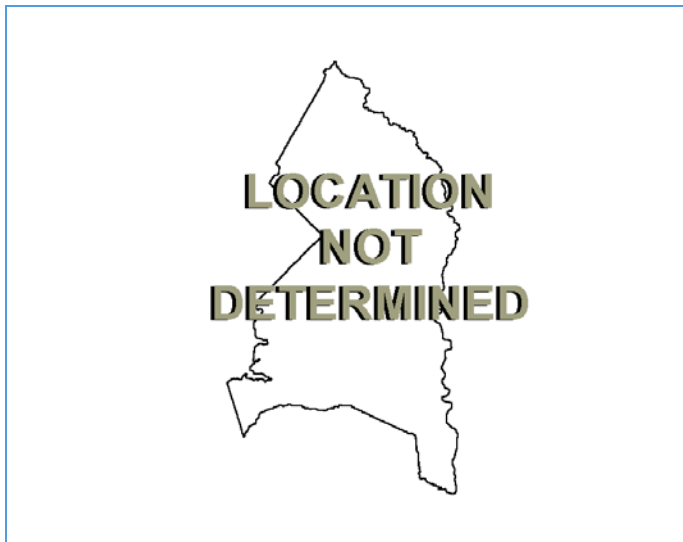
Project Name	Alternate Funding Source Required	Revisions			
		Total Project Cost Increase	Total Project Cost Decrease	Project Schedule Delayed	Project Schedule Accelerated
Health Facilities Renovations			X		

**Program Summary**

Category/Description	Total Project Cost	Life to Date Actual	FY 2022 Estimate	Total 6 Years	Budget Year FY 2023	FY 2024	FY 2025	FY 2026	FY 2027	FY 2028	Beyond 6 Years
<b>EXPENDITURE</b>											
PLANS	\$3,657	\$3	\$3,154	\$—	\$—	\$—	\$—	\$—	\$—	\$—	\$500
LAND	3,013	3,013	—	—	—	—	—	—	—	—	—
CONSTR	80,108	20,659	47,801	11,648	10,463	665	65	55	240	160	—
EQUIP	991	—	—	991	991	—	—	—	—	—	—
OTHER	19,304	14,558	77	4,669	4,669	—	—	—	—	—	—
<b>TOTAL</b>	<b>\$107,073</b>	<b>\$38,233</b>	<b>\$51,032</b>	<b>\$17,308</b>	<b>\$16,123</b>	<b>\$665</b>	<b>\$65</b>	<b>\$55</b>	<b>\$240</b>	<b>\$160</b>	<b>\$500</b>
<b>FUNDING</b>											
GO BONDS	\$41,985	\$35,857	\$3,320	\$2,308	\$1,123	\$665	\$65	\$55	\$240	\$160	\$500
FEDERAL	20,000	—	5,000	15,000	15,000	—	—	—	—	—	—
STATE	800	—	800	—	—	—	—	—	—	—	—
OTHER	44,288	24,288	20,000	—	—	—	—	—	—	—	—
<b>TOTAL</b>	<b>\$107,073</b>	<b>\$60,145</b>	<b>\$29,120</b>	<b>\$17,308</b>	<b>\$16,123</b>	<b>\$665</b>	<b>\$65</b>	<b>\$55</b>	<b>\$240</b>	<b>\$160</b>	<b>\$500</b>
<b>OPERATING IMPACT</b>											
PERSONNEL				\$—	\$—	\$—	\$—	\$—	\$—	\$—	
OPERATING				—	—	—	—	—	—	—	
DEBT				—	—	—	—	—	—	—	
OTHER				—	—	—	—	—	—	—	
<b>TOTAL</b>				<b>\$—</b>	<b>\$—</b>	<b>\$—</b>	<b>\$—</b>	<b>\$—</b>	<b>\$—</b>	<b>\$—</b>	

**Project Listing**

CIP ID#	Project Name	Address	Planning Area	Council District	Project Class	Total Project Cost (000)	Completion Date
3.70.0004	Cheverly Building Replacement	Location Not Determined	Not Assigned	Not Assigned	New Construction	\$20,000	FY 2023
3.70.0003	Clinical Health Facility	8118 Good Luck Road, Lanham	Glendale, Seabrook, Lanham Vicinity	District 4	Rehabilitation	20,000	FY 2023
4.70.0001	Health Facilities Renovations	Various Locations	Not Assigned	Countywide	Rehabilitation	9,323	Ongoing
3.70.0001	Regional Health and Human Services Center	8800 Hampton Mall Drive, Capitol Heights	Capitol Heights, District Heights & Vicinity	District 6	New Construction	57,250	FY 2022
3.70.0002	Residential Treatment Facility	Location Not Determined	Not Assigned	Not Assigned	Design Not Began	500	TBD
<b>Program Total</b>						<b>\$107,073</b>	
<b>NUMBER OF PROJECTS = 5</b>							



**Description:** The facility to build and/or renovate a building to provide full service clinical, behavioral and dental health services.

**Justification:** In FY 2023, construction continues on the replacement building. The total project cost is estimated at \$20 million which consists of \$2 million for design and equipment, \$13 million for building construction and \$5 million for signage, clean energy and case management services.

**Highlights:** Funding is provided by the American Recovery Plan Act.

**Enabling Legislation:** Not Applicable

Location		Status	
<b>Address</b>	Location Not Determined	<b>Project Status</b>	Design Stage
<b>Council District</b>	Not Assigned	<b>Class</b>	New Construction
<b>Planning Area</b>	Not Assigned	<b>Land Status</b>	Loc not determined

**PROJECT MILESTONES**

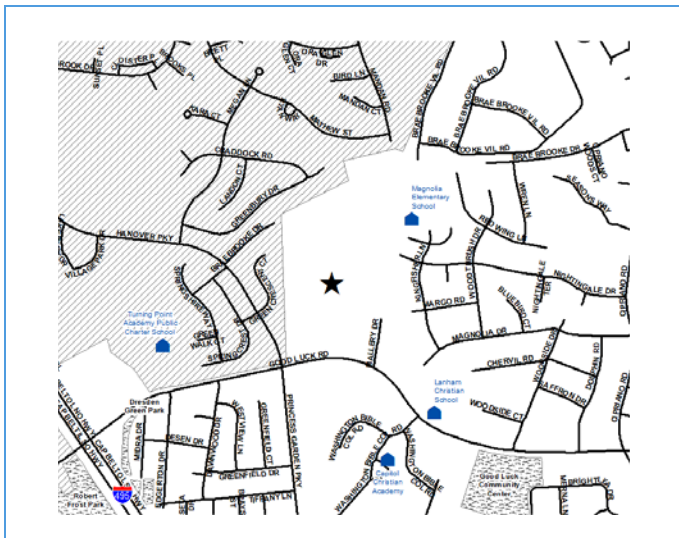
	Estimate	Actual
1 <sup>st</sup> Year in Capital Program		FY 2022
1 <sup>st</sup> Year in Capital Budget		FY 2022
Completed Design	TBD	
Began Construction	TBD	
Project Completion	FY 2023	

**CUMULATIVE APPROPRIATION (000'S)**

Life to Date	FY 2022 Estimate	FY 2023	Total
\$0	\$5,000	\$15,000	\$20,000

**Project Summary**

Category/Description	Total Project Cost	Life to Date Actual	FY 2022 Estimate	Total 6 Years	Budget Year FY 2023	FY 2024	FY 2025	FY 2026	FY 2027	FY 2028	Beyond 6 Years
<b>EXPENDITURE</b>											
PLANS	\$1,154	\$—	\$1,154	\$—	\$—	\$—	\$—	\$—	\$—	\$—	\$—
LAND	—	—	—	—	—	—	—	—	—	—	—
CONSTR	13,186	—	3,846	9,340	9,340	—	—	—	—	—	—
EQUIP	991	—	—	991	991	—	—	—	—	—	—
OTHER	4,669	—	—	4,669	4,669	—	—	—	—	—	—
<b>TOTAL</b>	<b>\$20,000</b>	<b>\$—</b>	<b>\$5,000</b>	<b>\$15,000</b>	<b>\$15,000</b>	<b>\$—</b>	<b>\$—</b>	<b>\$—</b>	<b>\$—</b>	<b>\$—</b>	<b>\$—</b>
<b>FUNDING</b>											
FEDERAL	\$20,000	\$—	\$5,000	\$15,000	\$15,000	\$—	\$—	\$—	\$—	\$—	\$—
<b>TOTAL</b>	<b>\$20,000</b>	<b>\$—</b>	<b>\$5,000</b>	<b>\$15,000</b>	<b>\$15,000</b>	<b>\$—</b>	<b>\$—</b>	<b>\$—</b>	<b>\$—</b>	<b>\$—</b>	<b>\$—</b>
<b>OPERATING IMPACT</b>											
PERSONNEL				\$—	\$—	\$—	\$—	\$—	\$—	\$—	\$—
OPERATING				—	—	—	—	—	—	—	—
DEBT				—	—	—	—	—	—	—	—
OTHER				—	—	—	—	—	—	—	—
<b>TOTAL</b>				<b>\$—</b>	<b>\$—</b>	<b>\$—</b>	<b>\$—</b>	<b>\$—</b>	<b>\$—</b>	<b>\$—</b>	<b>\$—</b>



**Description:** The Clinical Health Facility will service the public's clinical and mental health needs.

**Justification:** Mental health services reduce the risk of chronic disease related to stress, anxiety and substance abuse. Most importantly, mental health services save lives.

**Highlights:** The design phase has begun in FY 2022. Construction is scheduled to be complete in FY 2023.

**Enabling Legislation:** CB-46-2020

Location		Status	
<b>Address</b>	8118 Good Luck Road, Lanham	<b>Project Status</b>	Under Construction
<b>Council District</b>	District 4	<b>Class</b>	Rehabilitation
<b>Planning Area</b>	Glendale, Seabrook, Lanham Vicinity	<b>Land Status</b>	Acquisition complete

**PROJECT MILESTONES**

	Estimate	Actual
1 <sup>st</sup> Year in Capital Program		FY 2021
1 <sup>st</sup> Year in Capital Budget		FY 2022
Completed Design	FY 2022	FY 2022
Began Construction	FY 2022	FY 2022
Project Completion	FY 2023	

**CUMULATIVE APPROPRIATION (000'S)**

Life to Date	FY 2022 Estimate	FY 2023	Total
\$0	\$20,000	\$0	\$20,000

**Project Summary**

Category/Description	Total Project Cost	Life to Date Actual	FY 2022 Estimate	Total 6 Years	Budget Year FY 2023	FY 2024	FY 2025	FY 2026	FY 2027	FY 2028	Beyond 6 Years
<b>EXPENDITURE</b>											
PLANS	\$2,000	\$—	\$2,000	\$—	\$—	\$—	\$—	\$—	\$—	\$—	\$—
LAND	—	—	—	—	—	—	—	—	—	—	—
CONSTR	18,000	—	18,000	—	—	—	—	—	—	—	—
EQUIP	—	—	—	—	—	—	—	—	—	—	—
OTHER	—	—	—	—	—	—	—	—	—	—	—
<b>TOTAL</b>	<b>\$20,000</b>	<b>\$—</b>	<b>\$20,000</b>	<b>\$—</b>	<b>\$—</b>	<b>\$—</b>	<b>\$—</b>	<b>\$—</b>	<b>\$—</b>	<b>\$—</b>	<b>\$—</b>
<b>FUNDING</b>											
OTHER	\$20,000	\$—	\$20,000	\$—	\$—	\$—	\$—	\$—	\$—	\$—	\$—
<b>TOTAL</b>	<b>\$20,000</b>	<b>\$—</b>	<b>\$20,000</b>	<b>\$—</b>	<b>\$—</b>	<b>\$—</b>	<b>\$—</b>	<b>\$—</b>	<b>\$—</b>	<b>\$—</b>	<b>\$—</b>
<b>OPERATING IMPACT</b>											
PERSONNEL											
OPERATING											
DEBT											
OTHER											
<b>TOTAL</b>											



**Description:** This project includes various health facilities such as Dyer Health, Cheverly Health and the Health Administration building. The project consists of extensive repairs of safety related concerns, improvements and reconfigurations/renovations for clinical services. Some of the items include but are not limited to the plumbing and electrical repairs, roof repair, foundation repair and generator replacement and other improvements to bring the buildings up to current codes with the ADA standards.

**Justification:** The Health Facilities are heavily used by the public and require frequent updating and preventative maintenance. Some improvements will provide a more safe/healthy work environment for the staff and visitors.

**Highlights:** FY 2023 costs include projects for the Cheverly Health Center continued repairs, Dyer Health Center window casement, Largo Administration Building update to the elevator cab and new interior LED lighting.

**Enabling Legislation:** CB-33-2018

Location		Status	
Address	Various Locations	Project Status	Under Construction
Council District	Countywide	Class	Rehabilitation
Planning Area	Not Assigned	Land Status	Not Assigned

**PROJECT MILESTONES**

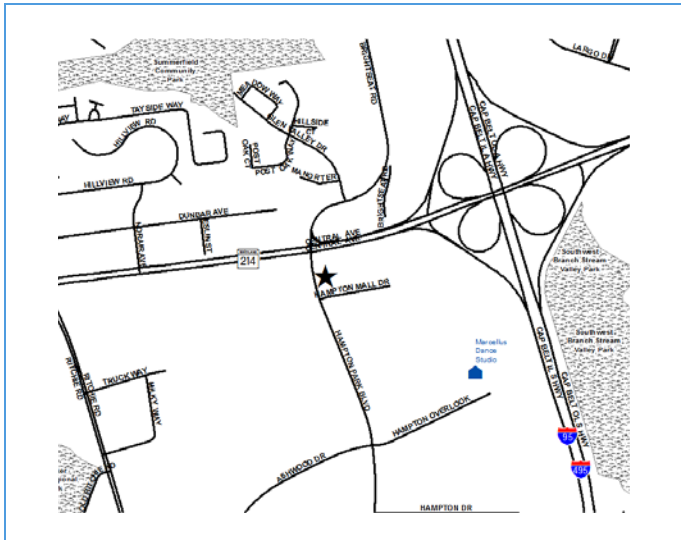
	Estimate	Actual
1 <sup>st</sup> Year in Capital Program		FY 2012
1 <sup>st</sup> Year in Capital Budget		FY 2013
Completed Design		Ongoing
Began Construction		Ongoing
Project Completion		Ongoing

**CUMULATIVE APPROPRIATION (000'S)**

Life to Date	FY 2022 Estimate	FY 2023	Total
\$4,463	\$2,552	\$1,123	<b>\$8,138</b>

**Project Summary**

Category/Description	Total Project Cost	Life to Date Actual	FY 2022 Estimate	Total 6 Years	Budget Year FY 2023	FY 2024	FY 2025	FY 2026	FY 2027	FY 2028	Beyond 6 Years
<b>EXPENDITURE</b>											
PLANS	\$—	\$—	\$—	\$—	\$—	\$—	\$—	\$—	\$—	\$—	\$—
LAND	—	—	—	—	—	—	—	—	—	—	—
CONSTR	4,882	99	2,475	2,308	1,123	665	65	55	240	160	—
EQUIP	—	—	—	—	—	—	—	—	—	—	—
OTHER	4,441	4,364	77	—	—	—	—	—	—	—	—
<b>TOTAL</b>	<b>\$9,323</b>	<b>\$4,463</b>	<b>\$2,552</b>	<b>\$2,308</b>	<b>\$1,123</b>	<b>\$665</b>	<b>\$65</b>	<b>\$55</b>	<b>\$240</b>	<b>\$160</b>	<b>\$—</b>
<b>FUNDING</b>											
GO BONDS	\$8,751	\$4,943	\$1,500	\$2,308	\$1,123	\$665	\$65	\$55	\$240	\$160	\$—
OTHER	572	572	—	—	—	—	—	—	—	—	—
<b>TOTAL</b>	<b>\$9,323</b>	<b>\$5,515</b>	<b>\$1,500</b>	<b>\$2,308</b>	<b>\$1,123</b>	<b>\$665</b>	<b>\$65</b>	<b>\$55</b>	<b>\$240</b>	<b>\$160</b>	<b>\$—</b>
<b>OPERATING IMPACT</b>											
PERSONNEL				\$—	\$—	\$—	\$—	\$—	\$—	\$—	
OPERATING				—	—	—	—	—	—	—	
DEBT				—	—	—	—	—	—	—	
OTHER				—	—	—	—	—	—	—	
<b>TOTAL</b>				<b>\$—</b>	<b>\$—</b>	<b>\$—</b>	<b>\$—</b>	<b>\$—</b>	<b>\$—</b>	<b>\$—</b>	



**Description:** This project consists of a 100,000 to 120,000 square foot administrative office building within the mixed-use development known as Kingdom Square Mall, now known as Hampton Park Project. It will provide County residents with consolidated access to vital health and human service programs. The site will include a full-service senior activity center, including activity rooms, congregate spaces, dining areas and a commercial kitchen.

**Justification:** This project consolidates the functions of Family Services (located in Camp Springs, MD), Health Services (located in Largo, MD), and Social Services (located in Landover, MD) into a single site.

**Highlights:** Construction is expected to be complete in FY 2022.

**Enabling Legislation:** CB-46-2020

Location		Status	
<b>Address</b>	8800 Hampton Mall Drive, Capitol Heights	<b>Project Status</b>	Under Construction
<b>Council District</b>	District 6	<b>Class</b>	New Construction
<b>Planning Area</b>	Capitol Heights, District Heights & Vicinity	<b>Land Status</b>	Acquisition complete

**PROJECT MILESTONES**

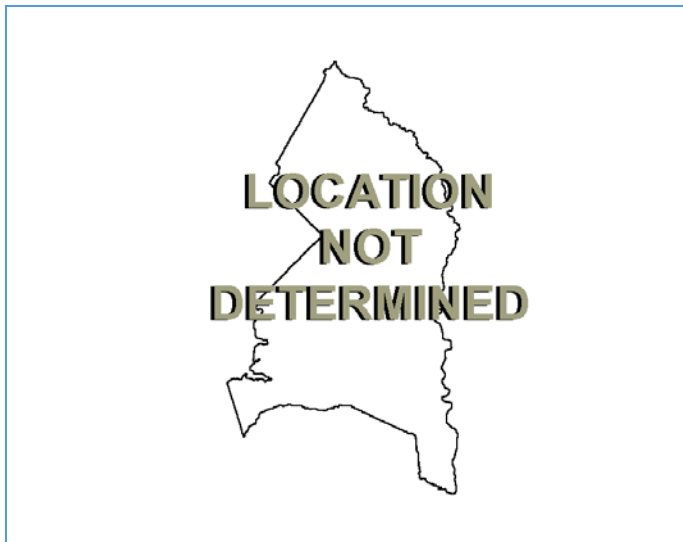
	Estimate	Actual
1 <sup>st</sup> Year in Capital Program		FY 2005
1 <sup>st</sup> Year in Capital Budget		FY 2013
Completed Design		FY 2019
Began Construction		FY 2019
Project Completion	FY 2022	

**CUMULATIVE APPROPRIATION (000'S)**

Life to Date	FY 2022 Estimate	FY 2023	Total
\$33,770	\$23,480	\$0	\$57,250

**Project Summary**

Category/Description	Total Project Cost	Life to Date Actual	FY 2022 Estimate	Total 6 Years	Budget Year FY 2023	FY 2024	FY 2025	FY 2026	FY 2027	FY 2028	Beyond 6 Years
<b>EXPENDITURE</b>											
PLANS	\$3	\$3	\$—	\$—	\$—	\$—	\$—	\$—	\$—	\$—	\$—
LAND	3,013	3,013	—	—	—	—	—	—	—	—	—
CONSTR	44,040	20,560	23,480	—	—	—	—	—	—	—	—
EQUIP	—	—	—	—	—	—	—	—	—	—	—
OTHER	10,194	10,194	—	—	—	—	—	—	—	—	—
<b>TOTAL</b>	<b>\$57,250</b>	<b>\$33,770</b>	<b>\$23,480</b>	<b>\$—</b>	<b>\$—</b>	<b>\$—</b>	<b>\$—</b>	<b>\$—</b>	<b>\$—</b>	<b>\$—</b>	<b>\$—</b>
<b>FUNDING</b>											
GO BONDS	\$32,734	\$30,914	\$1,820	\$—	\$—	\$—	\$—	\$—	\$—	\$—	\$—
STATE	800	—	800	—	—	—	—	—	—	—	—
OTHER	23,716	23,716	—	—	—	—	—	—	—	—	—
<b>TOTAL</b>	<b>\$57,250</b>	<b>\$54,630</b>	<b>\$2,620</b>	<b>\$—</b>	<b>\$—</b>	<b>\$—</b>	<b>\$—</b>	<b>\$—</b>	<b>\$—</b>	<b>\$—</b>	<b>\$—</b>
<b>OPERATING IMPACT</b>											
PERSONNEL				\$—	\$—	\$—	\$—	\$—	\$—	\$—	\$—
OPERATING				—	—	—	—	—	—	—	—
DEBT				—	—	—	—	—	—	—	—
OTHER				—	—	—	—	—	—	—	—
<b>TOTAL</b>				<b>\$—</b>	<b>\$—</b>	<b>\$—</b>	<b>\$—</b>	<b>\$—</b>	<b>\$—</b>	<b>\$—</b>	<b>\$—</b>



**Description:** This project will encompass a 40-bed residential treatment facility that will include detoxification, intermediate care and continuing care services for persons with substance abuse and mental health problems. The facility should service both men and women.

**Justification:** The County does not have a residential treatment facility.

**Highlights:** No significant highlights for this project.

**Enabling Legislation:** Not Applicable

Location		Status	
<b>Address</b>	Location Not Determined	<b>Project Status</b>	Design Not Began
<b>Council District</b>	Not Assigned	<b>Class</b>	Design Not Began
<b>Planning Area</b>	Not Assigned	<b>Land Status</b>	Loc not determined

**PROJECT MILESTONES**

	Estimate	Actual
1 <sup>st</sup> Year in Capital Program		FY 2016
1 <sup>st</sup> Year in Capital Budget		FY XXXX
Completed Design	TBD	
Began Construction	TBD	
Project Completion	TBD	

**CUMULATIVE APPROPRIATION (000'S)**

Life to Date	FY 2022 Estimate	FY 2023	Total
\$0	\$0	\$0	\$0

**Project Summary**

Category/Description	Total Project Cost	Life to Date Actual	FY 2022 Estimate	Total 6 Years	Budget Year FY 2023	FY 2024	FY 2025	FY 2026	FY 2027	FY 2028	Beyond 6 Years
<b>EXPENDITURE</b>											
PLANS	\$500	\$—	\$—	\$—	\$—	\$—	\$—	\$—	\$—	\$—	\$500
LAND	—	—	—	—	—	—	—	—	—	—	—
CONSTR	—	—	—	—	—	—	—	—	—	—	—
EQUIP	—	—	—	—	—	—	—	—	—	—	—
OTHER	—	—	—	—	—	—	—	—	—	—	—
<b>TOTAL</b>	<b>\$500</b>	<b>\$—</b>	<b>\$—</b>	<b>\$—</b>	<b>\$—</b>	<b>\$—</b>	<b>\$—</b>	<b>\$—</b>	<b>\$—</b>	<b>\$—</b>	<b>\$500</b>
<b>FUNDING</b>											
GO BONDS	\$500	\$—	\$—	\$—	\$—	\$—	\$—	\$—	\$—	\$—	\$500
<b>TOTAL</b>	<b>\$500</b>	<b>\$—</b>	<b>\$—</b>	<b>\$—</b>	<b>\$—</b>	<b>\$—</b>	<b>\$—</b>	<b>\$—</b>	<b>\$—</b>	<b>\$—</b>	<b>\$500</b>
<b>OPERATING IMPACT</b>											
PERSONNEL				\$—	\$—	\$—	\$—	\$—	\$—	\$—	
OPERATING				—	—	—	—	—	—	—	
DEBT				—	—	—	—	—	—	—	
OTHER				—	—	—	—	—	—	—	
<b>TOTAL</b>				<b>\$—</b>	<b>\$—</b>	<b>\$—</b>	<b>\$—</b>	<b>\$—</b>	<b>\$—</b>	<b>\$—</b>	