




RUSHERN L. BAKER, III
COUNTY EXECUTIVE

Prince George's County
Department of Environmental Resources
Animal Management Division



Proper Shelter and Care for Your Dog



Prince George's County
Department of Environmental Resources
Animal Management Division
3750 Brown Station Road
Upper Marlboro, MD 20772
Phone: (301) 780-7200
www.princegeorgespets4us.com
DERcares@co.pg.md.us

The Outdoor Dog

By following the steps provided in this guidebook, you are sure to make your outdoor dog healthy and happy for years to come. If you would like additional information regarding proper shelter and care for your outdoor dog, contact the following animal shelters and pet resources:



Maryland

Anne Arundel County
Animal Control
411 Maxwell Frye Road
Millersville, MD 21108
(410) 222-8900

Baltimore City Animal Control
301 Stockholm Street
Baltimore, MD 21230
(410) 396-4688

Baltimore County Animal Shelter
13800 Manor Road
Baldwin, MD 21013
(410) 887-5961

Howard County Animal Control
8576 Davis Road
Columbia, MD 21045
(410) 313-2780

SPCA/Humane Society of
Prince George's County
P.O. Box 925
Bowie, MD 20718
(301) 262-5625

Montgomery County
Humane Society
14645 Rothgeb Drive
Rockville, MD 20850
(240) 773-5960

Montgomery County SPCA
P.O. Box 637
Washington Grove, MD 20880
(301) 948-4266

Partnership for
Animal Welfare (PAW)
P.O. Box 1074
Greenbelt, MD 20768
(301) 572-4PAW (4729)

Pet Lovers Companion
9207 Rhode Island Avenue
College Park, MD 20741
(301) 220-2111

Tri-County Animal Control
6707 Animal Shelter Road
Hughesville, MD 20637
(301) 932-1713

District of Columbia

Washington Animal Rescue
League
71 Oglethorpe Street, NW
Washington, DC 20011-2346
(202) 726-2556

Washington Humane Society
(WHS)
7319 Georgia Avenue, NW
Washington, DC 20012
(202) 723-5730

District of Columbia Animal Shelter
(operated by WHS)
1201 New York Avenue, NE
Washington, DC 20002
(202) 576-6664

Virginia

A.W.L. of Alexandria
4101 Eisenhower Avenue
Alexandria, VA 22304
(703) 746-4774

Animal Welfare League
of Arlington
2650 South Arlington Mill Drive
Arlington, VA 22206
(703) 931-9241

Fairfax County Animal Control
4500 W. Ox Road
Fairfax, VA 22030
(703) 830-1100

PETA, People for the Ethical
Treatment of Animals
501 Front St.
Norfolk, VA 23510
(757) 622-PETA (7382)

Nationwide

American Humane
Association (AHA)
63 Inverness Drive, E
Englewood, CO 80112
(303) 792-9900

American Society for the
Prevention of Cruelty to
Animals (ASPCA)
424 E 92nd Street
New York, NY 10128
(212) 876-7700

HSUS
2100 L Street, NW
Washington, DC 20037
(202) 452-1100

Dogs on Tethers: Improper Confinement

Keeping a dog on a chain, rope or other kind of tether is abnormally restrictive and stressful, and it often results in health and temperament problems. In most cases, such confinement will cause the dog to suffer unnecessarily.




However, tethering may be acceptable in certain cases where adequate daily socialization and exercise off the tether have been verified. If a dog is confined on a tether, the tether should be at least fifteen (15) feet in length and positioned to prevent tangling and hanging. The tethered dog should wear a properly fitted harness or buckle type collar and be released from the tether at least twice daily for exercise. A properly installed and positioned running line is preferable to a stationary tether.



Proper Shelter and Care for Your Dog

All dogs need proper shelter and care, but it is especially important for those that are kept outdoors for extended periods of time. Dogs kept outdoors are exposed to weather elements such as rain, sleet, snow and heat. To assist you in the proper care of your outdoor dog, the Department of Environmental Resources' Animal Management Division is pleased to provide you with this guide on the proper shelter and care standards for your animal.



Proper Shelter Standards for the Outdoor Dog

Due to space limitations or personal preference, some people choose to have their dogs live the majority of their lives outdoors. Some breeds do better than others as an outdoor dog.

In cold-weather areas or winter months, adequate care should be given to provide warmth and keep your dog dry. In warm-weather areas or summer months, your dog will need protection from the sun and the heat.



If you decide to house your dog outdoors, remember you must prevent it from running at large through the neighborhood in accordance with Subtitle 3, Section 3-135 County Ordinance. A fenced-in yard or long tie-out will restrict your dog from leaving the premises.

Housing and Shelter

The Prince George's County Animal Management Division recommends that dogs be sheltered inside their owners' homes. If this is not possible, the law requires that proper shelter be provided for a dog left outdoors for extended periods of time.

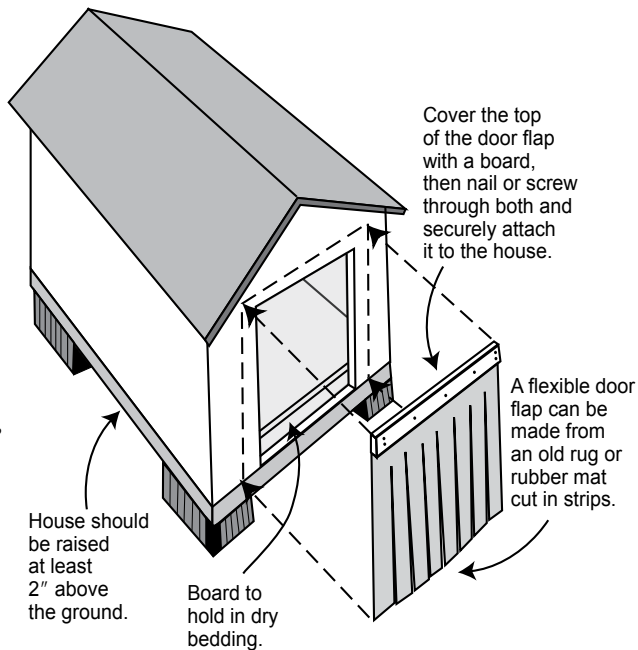
A proper, outdoor shelter for dogs must meet the following standards:

- 1) **Weatherproof Construction.** Dogs kept outside for extended periods of time must have access to a weatherproof shelter of adequate size. The shelter must be well constructed and have a roof, enclosed sides, a doorway and a solid, level floor raised at least two inches from the ground. There should be no cracks or openings in the structure other than the entrance, and it must be windproof and rainproof. Rainproof openings for ventilation are acceptable in hot weather.
- 2) **Size.** The shelter should be small enough to allow a dog to warm the interior of the structure and maintain body heat, but it should be large enough to allow the dog to stand to its full height, turn around freely and stretch out when lying down.

3) **Cold Weather Upgrade.**

Dogs need to have a comfortable, safe place to escape the cold snow and chilling winds. Between November 1 and March 31, and whenever the temperature is 45 degrees or lower, the following must be provided:

- **Protected Entrance** — The shelter's entryway must



Dog Run

Every day, animal shelters receive reports of pets being lost or stolen. By keeping your dog in a "run," you can protect yourself from the heartbreak of losing your pet. If your dog is kept in a dog run, a collar with identification is still necessary.



Tree Trolley



A "tree trolley" allows your dog space to run while safely confined. Your dog's collar should fit well; not too tight and not so loose that it will slip off. When securing the chain to the trolley wire, make

sure the chain is strong with a swivel on each end. The trolley wire should be smooth and have a stop at each end far enough from the tree so that the dog will not wrap the chain around the tree. If the chain is longer than six feet, place a swivel in the middle to keep it from becoming tangled.

Ground Cable

A "ground cable" gives your dog running room at ground level. When setting up the ground cable, place a stake solidly in the ground at each end. Make sure that the cable is securely fastened to the stakes and that a swivel is attached to each end of the cable. If the chain is longer than six feet, place a swivel in the middle to keep it from becoming tangled. Do not use a choke collar with a ground cable.

Safe and Legal Ways to Keep Your Dog Controlled



Walking Your Dog on a Leash

Your dog is a “member of the family” and should always be protected from harm. Every year, countless pets are killed or injured because they were hit by cars, accidentally poisoned or got into fights with other animals. You can greatly reduce the risk of that happening to your dog by keeping it on a leash. Not only that, but it is against the law to allow your pet to run loose!

Make sure your dog always wears a collar with identification such as a current license tag. If your dog gets lost, the identification or license tag will aid in having your pet returned to you. Make sure the collar fits well.


Fenced Yard

By allowing your pet to “run free” in a fenced yard or dog park, it will be happier, less stressed and have more socialized behavior. Remember, even when your dog is in a fenced yard, it should always wear a collar with identification.



be protected by a self-closing door, an offset outdoor or a flexible door flap.

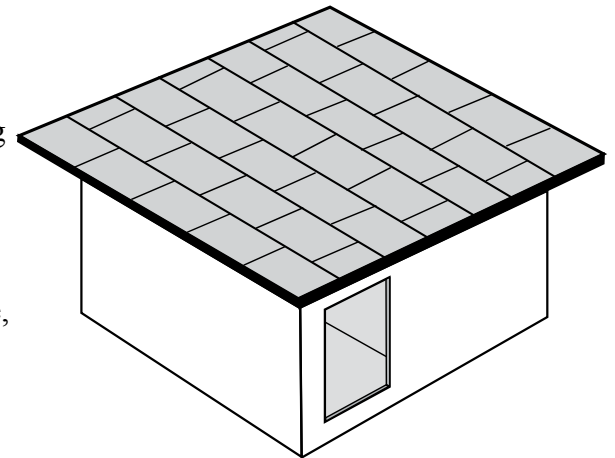
- ***Bedding*** — A sufficient amount of non-absorbent bedding such as cedar shavings, straw or wood chips must be provided to insulate against the cold and damp. All bedding should be kept dry and changed periodically.



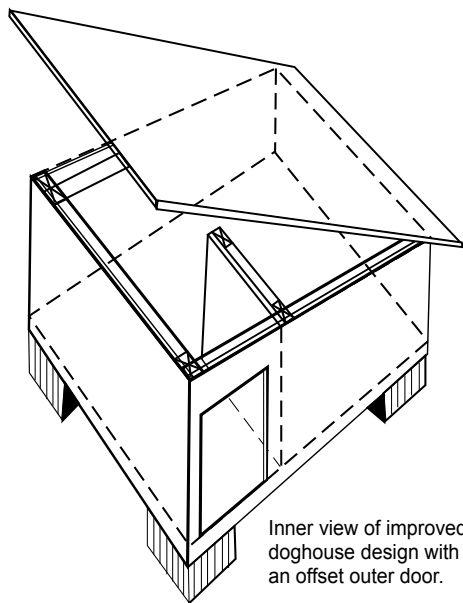
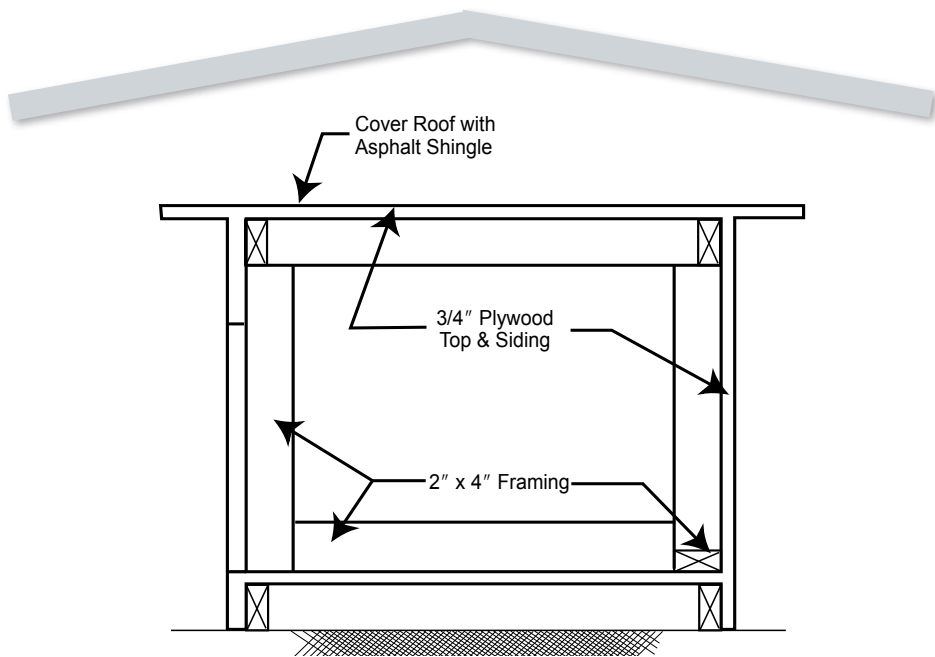
- 4) ***Warm Weather.*** In warm weather or summer months, dogs need to have protection from the sun and heat. The shelter should be placed where it will be adequately shaded in hot weather. Make sure the opening to the shelter is not facing the sun. If you equip the shelter with fans to circulate the air, make sure the installation is professionally done in order to prevent dogs from chewing on electric cords and creating a serious hazard.

Doghouse Plans

When building or buying your outdoor doghouse, there are several important factors to consider. Some of these include your pet, climate, materials, size, location, flooring and bedding. A properly constructed doghouse, like the one shown on the following pages* will ensure that your dog is properly cared for.



*Prepared by the Department of Animal Sheltering and Control, The Humane Society of the United States, 2100 L Street, NW, Washington, DC 20037. Originally printed in *KIND* magazine.



Inner view of improved doghouse design with an offset outer door.


The measurements are based on the size of the dog. Remember to:

- Add a protective entrance (*page 2*) over the door;
- Make sure the door does not face the direction from which the wind usually blows (the inside wall helps block the wind); and
- Use bedding materials (*page 3*) such as cedar chips for comfort and a clean smell.

Always keep the doghouse clean and free from parasites. Give your dog the proper amounts of nourishing food, and make sure its water does not freeze in the cold.

Remember that the outdoor dog needs as much companionship as the indoor pet. To keep your outdoor dog healthy and happy, and to prevent continuous barking and other signs of boredom, give it lots of love and attention.

Attachments to Safely Secure Your Dog



Swivel Clip



Double Swivel



Quick Link



Repair Link

The difference between your dog being able to reach shade, water and shelter are just two attachments on the chain. Swivel clips are used on both ends of the chain. A double swivel is placed in the middle. Swivels can be attached to the chain by means of a quick-link or a repair link. Without these clips, your dog's chain will kink back on itself, becoming shorter in length and preventing your dog from reaching shelter, food and shade.

Be sure to stake your dog's chain where it will not wrap around any poles, trees or shrubbery.

Non-Tip Water Containers

Your dog should have water available all day long. Keep your dog's size in mind when choosing a container. Here are some suggestions for selecting water containers:



- Thick, heavy, plastic bowls and heavy crockware bowls are available at pet stores and grocery stores. They are durable, and their wide bases make them difficult to tip over.

- Heavy rubber buckets used for livestock are available in feed stores. They can take lots of abuse and won't crack in freezing temperatures.
- Large, plastic industrial buckets are an excellent choice for large, active dogs.



Clip

If your dog's chain catches on the water container and spills it, place the container away from the chain.




Eye-screw

A bucket can be clipped by its handle onto a nearby wire fence or onto an eye-screw attached to the side of the dog house or a nearby tree. Be sure the clip will fit the handle of the bucket and the screw.

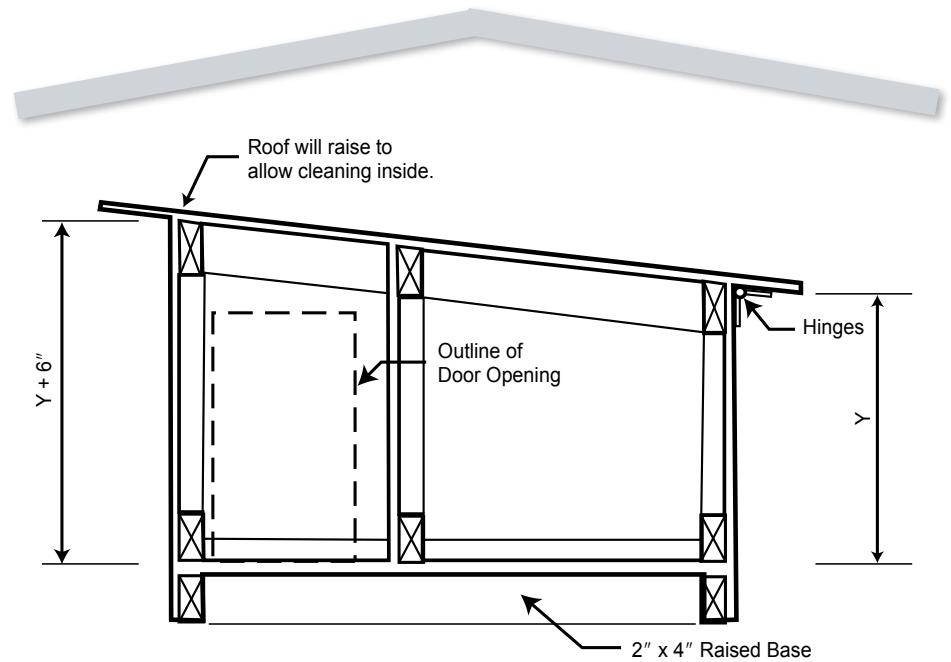
If your dog deliberately tips over the water container, here are some tips to correct the problem:



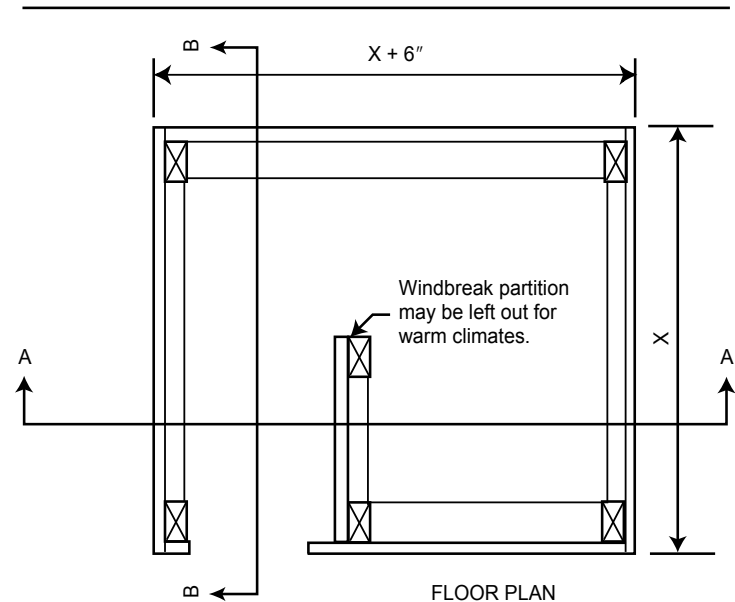
- Brace a bucket in place with 3 to 4 stakes driven into the ground at the base of the bucket.
- Sink a bucket into the ground. Be sure to keep the water at a level your dog can easily reach.



- For a small to medium-sized dog, drop a Bundt cake pan over a stake and use as the water container.
- Place a bucket in a plastic dairy crate or a tire. A brick or a heavy rock placed in the bottom of the bucket will also help to keep it from being tipped over.



Notes:
Dimension X is equal to dog's length plus 12".
Dimension Y is equal to dog's height plus 3".



* Design by William R. Meade, III, The Humane Society of the United States, 2100 L Street, NW, Washington, DC 20037.

Dogs in Pens



The size of the pen is determined by the size and number of dogs housed therein. Dogs housed together must be socially compatible. It is recommended that no more than four compatible dogs be housed in a single pen.

Minimum space for dogs in pens (not including shelter space) shall be as follows:

Number of Dogs	Small (To 25 Pounds)	Medium (25–50 Pounds)	Large (Over 50 Pounds)
1	3' by 7' (21 square feet)	6' by 10' (60 square feet)	8' by 10' (80 square feet)
2	4' by 8' (32 square feet)	8' by 10' (80 square feet)	8' by 12' (96 square feet)
3	5' by 9' (45 square feet)	8' by 12' (96 square feet)	10' by 14' (140 square feet)
4	8' by 10' (80 square feet)	10' by 12' (120 square feet)	12' by 16' (192 square feet)

Protect Your Dog from the Heat

Well-meaning pet owners provide a doghouse for their pets, and they feel this is sufficient for shade. However, recent surveys show your pet can get hotter in a doghouse due to the smaller air space and, when combined with the dog's body heat, it intensifies the problem. If no shade is available, please follow these suggestions:

Build a lean-to 3' to 4' wide for shade.

Remember to always have water within reach and available to your dog at all times.

Cover the run with shingles, or use board or canvas for shade.

